



Ventura County Community College District

761 EAST DAILY DRIVE, SUITE 200, CAMARILLO, CALIFORNIA 93010
PHONE (805) 652-5500 • VCCCD.EDU

DR. RICK MACLENNAN
CHANCELLOR

ANNUAL REPORT FOR THE VENTURA COUNTY COMMUNITY COLLEGE DISTRICT FUTURIS TRUST JULY 2024

The Ventura County Community College District has established the Futuris Public Entity Investment Trust. This Trust is an IRS Section 115 Trust that is used for the purposes of investment and disbursement of funds irrevocably designated by the District for the payment of its obligations to eligible employees and former employees of the District and their eligible dependents and beneficiaries for life, sick, hospitalization, major medical, accident, disability, dental and other similar benefits (sometimes referred to as “other post-employment benefits,” or “OPEB.”) This Trust was established and is managed in compliance with the applicable Governmental Accounting Standards Board (GASB) standards for OPEB. GASB Statements 74 and 75 set the accounting standard for public sector employers to identify and report their (OPEB) liabilities.

The District has created a Retirement Board of Authority consisting of District Personnel to oversee and run the Futuris Trust. Benefit Trust Company is the qualified Discretionary Trustee for asset and fiduciary management and investment policy development. Keenan & Associates is the Program Coordinator for the Futuris Trust providing oversight of the Futuris program and guidance to the District.

Attached to this notice is the most recent annual statement for the Trust. This statement shows (as of the date of the statement); the total assets in the Trust, the market value, the book value, all contribution and distribution activity (including all fees and expenses associated with the Trust), income activity, purchase activity, sale activity, and realized gains and losses. Please note that the Trust is not itself an employee benefit plan. Rather, the assets in the Trust are irrevocably designated for the funding of employee benefit plans. You are being provided this information pursuant to California Government Code Section 53216.4.

For more information regarding the Futuris Public Entity Investment Trust, please contact Cathy Bojorquez, Vice Chancellor, Business and Administrative Services at (805) 652-5537 with the Ventura County Community College District.

RBOA FUTURIS

KS 66211

ACCOUNT NUMBER 115150004910

FOR THE PERIOD FROM 07/01/2023 TO 06/30/2024

TRUST EB FORMAT

Statement Period
Account Number

07/01/2023 through 06/30/2024
115150004910
BENEFIT TRUST COMPANY
AS TRUSTEE FOR
VENTURA COUNTY COMMUNITY
COLLEGE DISTRICT
PUBLIC ENTITY INVESTMENT TRUST

Contents

Summary Of Fund	1
Asset Summary As Of 06/30/2024	2
Summary Of Cash Receipts And Disbursements	5
Schedule Of Income	6
Schedule Of Fees And Other Expenses	21
Schedule Of Purchases	24
Schedule Of Sales	43
Schedule Of Unrealized Gains & Losses	53
Schedule Of Reportable Transactions	56
Balance Sheet	67
Schedule Of Prior Period Trades Settled	69
Schedule Of Pending Trades End Of Period	70

TRUST EB FORMAT

Statement Period
Account Number

07/01/2023 through 06/30/2024
115150004910
BENEFIT TRUST COMPANY
AS TRUSTEE FOR
VENTURA COUNTY COMMUNITY
COLLEGE DISTRICT
PUBLIC ENTITY INVESTMENT TRUST

Summary Of Fund

MARKET VALUE AS OF 07/01/2023

25,330,330.91

EARNINGS

NET INCOME CASH RECEIPTS	951,729.33
FEES AND OTHER EXPENSES	98,499.49-
REALIZED GAIN OR LOSS	716,253.91
UNREALIZED GAIN OR LOSS	1,660,827.77

TOTAL EARNINGS

3,230,311.52

TOTAL MARKET VALUE AS OF 06/30/2024

28,560,642.43

TRUST EB FORMAT

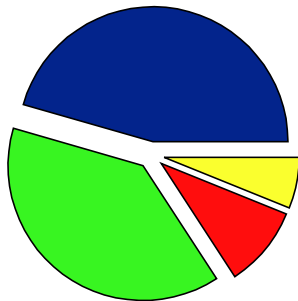
Statement Period
Account Number





07/01/2023 through 06/30/2024
115150004910
BENEFIT TRUST COMPANY
AS TRUSTEE FOR
VENTURA COUNTY COMMUNITY
COLLEGE DISTRICT
PUBLIC ENTITY INVESTMENT TRUST

Asset Summary As Of 06/30/2024

DESCRIPTION	MARKET VALUE	AVG COST	% OF PORT
MUTUAL FUND - FIXED INCOME	11,053,258.18	11,593,531.21	39
MUTUAL FUND - DOMESTIC EQUITY	13,001,768.04	11,043,056.79	46
MUTUAL FUND - INTERNATIONAL EQUITY	2,759,900.69	2,157,139.61	10
MUTUAL FUND - REAL ESTATE	1,745,715.52	1,856,067.99	6
TOTAL INVESTMENTS	28,560,642.43	26,649,795.60	
CASH	4,465,061.44		
DUE FROM BROKER	0.00		
DUE TO BROKER	4,465,061.44		
TOTAL MARKET VALUE	28,560,642.43		

Ending Asset Allocation



45.5%		MUTUAL FUND - DOMESTIC EQUITY	13,001,768.04
38.7%		MUTUAL FUND - FIXED INCOME	11,053,258.18
9.7%		MUTUAL FUND - INTERNATIONAL EQUI	2,759,900.69
6.1%		MUTUAL FUND - REAL ESTATE	1,745,715.52
100.0%		Total	28,560,642.43

TRUST EB FORMAT

Statement Period
Account Number

07/01/2023 through 06/30/2024
115150004910
BENEFIT TRUST COMPANY
AS TRUSTEE FOR
VENTURA COUNTY COMMUNITY
COLLEGE DISTRICT
PUBLIC ENTITY INVESTMENT TRUST

Asset Detail As Of 06/30/2024

UNITS/BOOK VALUE	DESCRIPTION	MARKET VALUE	AVG COST	% OF PORT
MUTUAL FUND - FIXED INCOME				
178,785.111	COMMUNITY CAPITAL MANAGEMENT IMPACT BOND FUND INST	1,662,701.53	1,661,369.37	6
304,899.489	NORTHERN FUNDS BOND INDEX	2,762,389.37	2,777,350.93	10
257,095.179	TARGET PORTFOLIO TRUST TR PIGM CORE BD R6	2,208,447.59	2,221,263.86	8
202,322.749	WELLS FARGO TR CORE BOND R6	2,209,364.42	2,221,466.34	8
240,779.441	WESTERN ASSET CORE PLUS BOND IS	2,210,355.27	2,712,080.71	8
		11,053,258.18	11,593,531.21	39
MUTUAL FUND - DOMESTIC EQUITY				
37,368.132	ALGER FUNDS SMALL CAP FOCUS Z	683,836.82	543,794.09	2
85,382.592	COLUMBIA CONTRARIAN CORE	3,211,239.29	2,350,338.27	11
8,701.727	SSGA S&P INDEX FUND CL K	3,578,585.23	3,012,301.30	13
23,133.366	SSGA INSTL INVT TR GBL ALCP EQ K	2,478,046.17	2,511,358.22	9
92,776.337	THORNBURG INVESTMENT INCOME BUILDER R6	2,363,941.07	2,063,050.65	8
8,433.13	UNDISCOVERED MANAGERS BEHAVIORAL VALUE R6	686,119.46	562,214.26	2
		13,001,768.04	11,043,056.79	46
MUTUAL FUND - INTERNATIONAL EQUITY				
53,776.673	HARTFORD INTERNATIONAL VALUE - Y	1,005,086.02	816,898.81	4

TRUST EB FORMAT

Statement Period	07/01/2023 through 06/30/2024
Account Number	115150004910
	BENEFIT TRUST COMPANY
	AS TRUSTEE FOR
	VENTURA COUNTY COMMUNITY
	COLLEGE DISTRICT
	PUBLIC ENTITY INVESTMENT TRUST

Asset Detail As Of 06/30/2024

UNITS/BOOK VALUE	DESCRIPTION	MARKET VALUE	AVG COST	% OF PORT
17,029.552	AMERICAN FUNDS NEW PERSPECTIVE F2	1,057,194.59	741,608.53	4
8,728.98	AMERICAN FUNDS NEW WORLD F2	697,620.08	598,632.27	2
		2,759,900.69	2,157,139.61	10
	MUTUAL FUND - REAL ESTATE			
74,516.016	COHEN AND STEERS REAL ESTATE SECURITIES - Z	1,230,259.42	1,225,941.66	4
27,476.338	PRUDENTIAL FUNDS GLOBAL REAL ESTATE CL Q	515,456.10	630,126.33	2
		1,745,715.52	1,856,067.99	6
	TOTAL INVESTMENTS	28,560,642.43		
	CASH	4,465,061.44		
	DUE FROM BROKER	0.00		
	DUE TO BROKER	4,465,061.44		
	NET ASSETS	28,560,642.43		
	TOTAL MARKET VALUE	28,560,642.43		

TRUST EB FORMAT

Statement Period
Account Number

07/01/2023 through 06/30/2024
115150004910
BENEFIT TRUST COMPANY
AS TRUSTEE FOR
VENTURA COUNTY COMMUNITY
COLLEGE DISTRICT
PUBLIC ENTITY INVESTMENT TRUST

Summary Of Cash Receipts And Disbursements

R E C E I P T S

CASH BALANCE AS OF 07/01/2023		50,893.78
INCOME RECEIVED		
DIVIDENDS	951,729.33	
TOTAL INCOME RECEIPTS	951,729.33	
PROCEEDS FROM THE DISPOSITION OF ASSETS	16,857,195.74	
TOTAL RECEIPTS		17,808,925.07

D I S B U R S E M E N T S

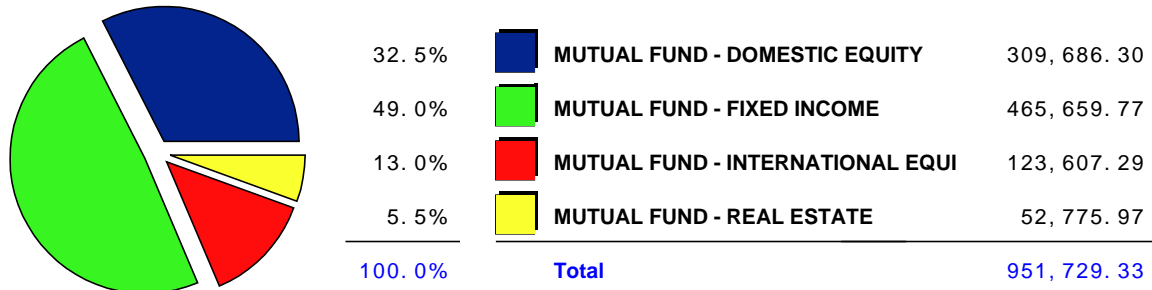
FEES AND OTHER EXPENSES		
ADMINISTRATIVE FEES AND EXPENSES	98,499.49	
TOTAL FEES AND OTHER EXPENSES	98,499.49	
COST OF ACQUISITION OF ASSETS	13,296,257.92	
TOTAL DISBURSEMENTS		13,394,757.41
CASH BALANCE AS OF 06/30/2024		4,465,061.44

TRUST EB FORMAT

Statement Period
Account Number

07/01/2023 through 06/30/2024
115150004910
BENEFIT TRUST COMPANY
AS TRUSTEE FOR
VENTURA COUNTY COMMUNITY
COLLEGE DISTRICT
PUBLIC ENTITY INVESTMENT TRUST

Schedule Of Income Income Allocation



Income Schedule

DATE	DESCRIPTION	CASH RECEIVED	INCOME EARNED	MARKET / COST BASIS
DIVIDENDS				
MUTUAL FUND - FIXED INCOME				
BLACKROCK TOTAL RETURN - K				
08/01/2023	DIVIDEND ON 191,748.285 SHS BLACKROCK TOTAL RETURN - K AT .03623 PER SHARE EFFECTIVE 07/31/2023	6,947.09		
09/01/2023	DIVIDEND ON 192,447.891 SHS BLACKROCK TOTAL RETURN - K AT .03642 PER SHARE EFFECTIVE 08/31/2023	7,008.99		
10/02/2023	DIVIDEND ON 193,162.365 SHS BLACKROCK TOTAL RETURN - K AT .035458 PER SHARE EFFECTIVE 09/29/2023	6,849.15		

TRUST EB FORMAT

Statement Period
Account Number

07/01/2023 through 06/30/2024
115150004910
BENEFIT TRUST COMPANY
AS TRUSTEE FOR
VENTURA COUNTY COMMUNITY
COLLEGE DISTRICT
PUBLIC ENTITY INVESTMENT TRUST

Schedule Of Income

DATE	DESCRIPTION	CASH RECEIVED	INCOME EARNED	MARKET / COST BASIS
11/01/2023	DIVIDEND ON 193,883.328 SHS BLACKROCK TOTAL RETURN - K AT .035293 PER SHARE EFFECTIVE 10/31/2023	6,842.80		
12/01/2023	DIVIDEND ON 194,619.905 SHS BLACKROCK TOTAL RETURN - K AT .036204 PER SHARE EFFECTIVE 11/30/2023	7,045.95		
01/02/2024	DIVIDEND ON 203,542.317 SHS BLACKROCK TOTAL RETURN - K AT .037194 PER SHARE EFFECTIVE 12/29/2023	7,570.61		
02/01/2024	DIVIDEND ON 206,225.591 SHS BLACKROCK TOTAL RETURN - K AT .036984 PER SHARE EFFECTIVE 01/31/2024	7,627.07		
03/01/2024	DIVIDEND ON 209,768.284 SHS BLACKROCK TOTAL RETURN - K AT .036058 PER SHARE EFFECTIVE 02/29/2024	7,563.87		
04/01/2024	DIVIDEND ON 219,432.05 SHS BLACKROCK TOTAL RETURN - K AT .039287 PER SHARE EFFECTIVE 03/28/2024	8,620.77		
05/01/2024	DIVIDEND ON 220,304.598 SHS BLACKROCK TOTAL RETURN - K AT .040358 PER SHARE EFFECTIVE 04/30/2024	8,891.09		
06/03/2024	DIVIDEND ON 221,230.753 SHS BLACKROCK TOTAL RETURN - K AT .041391 PER SHARE EFFECTIVE 05/31/2024	9,156.98		
06/13/2024	DIVIDEND ON BLACKROCK TOTAL RETURN - K EFFECTIVE 06/12/2024	1,519.28		
	SECURITY TOTAL	85,643.65	85,643.65	

TRUST EB FORMAT

Statement Period
Account Number

07/01/2023 through 06/30/2024
115150004910
BENEFIT TRUST COMPANY
AS TRUSTEE FOR
VENTURA COUNTY COMMUNITY
COLLEGE DISTRICT
PUBLIC ENTITY INVESTMENT TRUST

Schedule Of Income

DATE	DESCRIPTION	CASH RECEIVED	INCOME EARNED	MARKET / COST BASIS
	COMMUNITY CAPITAL MANAGEMENT IMPACT BOND FUND INST			
12/29/2023	DIVIDEND ON 108,782.636 SHS COMMUNITY CAPITAL MANAGEMENT IMPACT BOND FUND INST AT .02385 PER SHARE EFFECTIVE 12/27/2023	2,594.47		
02/01/2024	DIVIDEND ON 109,057.474 SHS COMMUNITY CAPITAL MANAGEMENT IMPACT BOND FUND INST AT .022812 PER SHARE EFFECTIVE 01/30/2024	2,487.82		
03/01/2024	DIVIDEND ON 115,338.801 SHS COMMUNITY CAPITAL MANAGEMENT IMPACT BOND FUND INST AT .027323 PER SHARE EFFECTIVE 02/28/2024	3,151.40		
03/28/2024	DIVIDEND ON 115,677.661 SHS COMMUNITY CAPITAL MANAGEMENT IMPACT BOND FUND INST AT .025942 PER SHARE EFFECTIVE 03/26/2024	3,000.91		
05/01/2024	DIVIDEND ON 115,998.614 SHS COMMUNITY CAPITAL MANAGEMENT IMPACT BOND FUND INST AT .02578 PER SHARE EFFECTIVE 04/29/2024	2,990.44		
06/03/2024	DIVIDEND ON 116,325.796 SHS COMMUNITY CAPITAL MANAGEMENT IMPACT BOND FUND INST AT .027187 PER SHARE EFFECTIVE 05/30/2024	3,162.55		
07/01/2024	DIVIDEND ON 178,276.754 SHS COMMUNITY CAPITAL MANAGEMENT IMPACT BOND FUND INST AT .026519 PER SHARE EFFECTIVE 06/27/2024	4,727.72		
	SECURITY TOTAL	22,115.31	22,115.31	
	GUGGENHEIM INVESTMENTS FDS TR MACRO OPPTY R6			

TRUST EB FORMAT

Statement Period
Account Number

07/01/2023 through 06/30/2024
115150004910
BENEFIT TRUST COMPANY
AS TRUSTEE FOR
VENTURA COUNTY COMMUNITY
COLLEGE DISTRICT
PUBLIC ENTITY INVESTMENT TRUST

Schedule Of Income

DATE	DESCRIPTION	CASH RECEIVED	INCOME EARNED	MARKET / COST BASIS
08/01/2023	DIVIDEND ON 40,470.499 SHS GUGGENHEIM INVESTMENTS FDS TR MACRO OPPTY R6 AT .109333 PER SHARE EFFECTIVE 07/31/2023	4,424.76		
09/01/2023	DIVIDEND ON 40,654.787 SHS GUGGENHEIM INVESTMENTS FDS TR MACRO OPPTY R6 AT .117368 PER SHARE EFFECTIVE 08/31/2023	4,771.59		
10/02/2023	DIVIDEND ON 40,853.852 SHS GUGGENHEIM INVESTMENTS FDS TR MACRO OPPTY R6 AT .14542 PER SHARE EFFECTIVE 09/29/2023	5,940.97		
11/01/2023	DIVIDEND ON 41,104.632 SHS GUGGENHEIM INVESTMENTS FDS TR MACRO OPPTY R6 AT .173501 PER SHARE EFFECTIVE 10/31/2023	7,131.70		
12/01/2023	DIVIDEND ON 41,410.058 SHS GUGGENHEIM INVESTMENTS FDS TR MACRO OPPTY R6 AT .161491 PER SHARE EFFECTIVE 11/30/2023	6,687.37		
02/02/2024	DIVIDEND ON GUGGENHEIM INVESTMENTS FDS TR MACRO OPPTY R6 EFFECTIVE 01/02/2024	1,317.95		
	SECURITY TOTAL	30,274.34	30,274.34	
	GUGGENHEIM INVESTMENTS INVESTMENT GRADE BOND FUND			
08/01/2023	DIVIDEND ON 118,363.768 SHS GUGGENHEIM INVESTMENTS INVESTMENT GRADE BOND FUND AT .052998 PER SHARE EFFECTIVE 07/31/2023	6,273.08		
09/01/2023	DIVIDEND ON 118,752.435 SHS GUGGENHEIM INVESTMENTS INVESTMENT GRADE BOND FUND AT .058064 PER SHARE EFFECTIVE 08/31/2023	6,895.30		

TRUST EB FORMAT

Statement Period
Account Number

07/01/2023 through 06/30/2024
115150004910
BENEFIT TRUST COMPANY
AS TRUSTEE FOR
VENTURA COUNTY COMMUNITY
COLLEGE DISTRICT
PUBLIC ENTITY INVESTMENT TRUST

Schedule Of Income

DATE	DESCRIPTION	CASH RECEIVED	INCOME EARNED	MARKET / COST BASIS
10/02/2023	DIVIDEND ON 119,183.661 SHS GUGGENHEIM INVESTMENTS INVESTMENT GRADE BOND FUND AT .061453 PER SHARE EFFECTIVE 09/29/2023	7,324.20		
11/01/2023	DIVIDEND ON 119,655.277 SHS GUGGENHEIM INVESTMENTS INVESTMENT GRADE BOND FUND AT .065821 PER SHARE EFFECTIVE 10/31/2023	7,875.84		
12/01/2023	DIVIDEND ON 120,173.084 SHS GUGGENHEIM INVESTMENTS INVESTMENT GRADE BOND FUND AT .069382 PER SHARE EFFECTIVE 11/30/2023	8,337.88		
01/02/2024	DIVIDEND ON 125,194.927 SHS GUGGENHEIM INVESTMENTS INVESTMENT GRADE BOND FUND AT .066554 PER SHARE EFFECTIVE 12/29/2023	8,332.22		
02/01/2024	DIVIDEND ON 126,497.684 SHS GUGGENHEIM INVESTMENTS INVESTMENT GRADE BOND FUND AT .058582 PER SHARE EFFECTIVE 01/31/2024	7,410.44		
03/01/2024	DIVIDEND ON 128,682.139 SHS GUGGENHEIM INVESTMENTS INVESTMENT GRADE BOND FUND AT .05572 PER SHARE EFFECTIVE 02/29/2024	7,170.13		
04/01/2024	DIVIDEND ON 134,319.749 SHS GUGGENHEIM INVESTMENTS INVESTMENT GRADE BOND FUND AT .059385 PER SHARE EFFECTIVE 03/28/2024	7,976.64		
05/01/2024	DIVIDEND ON 134,813.659 SHS GUGGENHEIM INVESTMENTS INVESTMENT GRADE BOND FUND AT .061578 PER SHARE EFFECTIVE 04/30/2024	8,301.55		

TRUST EB FORMAT

Statement Period
Account Number

07/01/2023 through 06/30/2024
115150004910
BENEFIT TRUST COMPANY
AS TRUSTEE FOR
VENTURA COUNTY COMMUNITY
COLLEGE DISTRICT
PUBLIC ENTITY INVESTMENT TRUST

Schedule Of Income

DATE	DESCRIPTION	CASH RECEIVED	INCOME EARNED	MARKET / COST BASIS
06/03/2024	DIVIDEND ON 135,343.095 SHS GUGGENHEIM INVESTMENTS INVESTMENT GRADE BOND FUND AT .07175 PER SHARE EFFECTIVE 05/31/2024	9,710.92		
	SECURITY TOTAL	85,608.20	85,608.20	
	NORTHERN FUNDS BOND INDEX			
12/22/2023	DIVIDEND ON 63,229.527 SHS NORTHERN FUNDS BOND INDEX AT .023181 PER SHARE EFFECTIVE 12/21/2023	1,465.71		
01/26/2024	DIVIDEND ON 110,809.785 SHS NORTHERN FUNDS BOND INDEX AT .031057 PER SHARE EFFECTIVE 01/25/2024	3,441.39		
02/27/2024	DIVIDEND ON 111,859.869 SHS NORTHERN FUNDS BOND INDEX AT .029076 PER SHARE EFFECTIVE 02/26/2024	3,252.41		
03/26/2024	DIVIDEND ON 118,625.127 SHS NORTHERN FUNDS BOND INDEX AT .025471 PER SHARE EFFECTIVE 03/25/2024	3,021.53		
04/25/2024	DIVIDEND ON 118,956.799 SHS NORTHERN FUNDS BOND INDEX AT .027433 PER SHARE EFFECTIVE 04/24/2024	3,263.39		
05/24/2024	DIVIDEND ON 119,323.472 SHS NORTHERN FUNDS BOND INDEX AT .026685 PER SHARE EFFECTIVE 05/23/2024	3,184.11		
06/25/2024	DIVIDEND ON 239,577.524 SHS NORTHERN FUNDS BOND INDEX AT .028974 PER SHARE EFFECTIVE 06/24/2024	6,941.41		

TRUST EB FORMAT

Statement Period
Account Number

07/01/2023 through 06/30/2024
115150004910
BENEFIT TRUST COMPANY
AS TRUSTEE FOR
VENTURA COUNTY COMMUNITY
COLLEGE DISTRICT
PUBLIC ENTITY INVESTMENT TRUST

Schedule Of Income

DATE	DESCRIPTION	CASH RECEIVED	INCOME EARNED	MARKET / COST BASIS
	SECURITY TOTAL	24,569.95	24,569.95	
	PRUDENTIAL GBL TOTL RTRN FD INC PGIM TTL R6			
08/01/2023	DIVIDEND ON 190,189.728 SHS PRUDENTIAL GBL TOTL RTRN FD INC PGIM TTL R6 AT .017512 PER SHARE EFFECTIVE 07/31/2023	3,330.64		
09/01/2023	DIVIDEND ON 190,837.712 SHS PRUDENTIAL GBL TOTL RTRN FD INC PGIM TTL R6 AT .019794 PER SHARE EFFECTIVE 08/31/2023	3,777.40		
10/02/2023	DIVIDEND ON 191,584.234 SHS PRUDENTIAL GBL TOTL RTRN FD INC PGIM TTL R6 AT .017226 PER SHARE EFFECTIVE 09/29/2023	3,300.20		
11/01/2023	DIVIDEND ON 192,257.744 SHS PRUDENTIAL GBL TOTL RTRN FD INC PGIM TTL R6 AT .018489 PER SHARE EFFECTIVE 10/31/2023	3,554.73		
12/01/2023	DIVIDEND ON 192,995.24 SHS PRUDENTIAL GBL TOTL RTRN FD INC PGIM TTL R6 AT .018048 PER SHARE EFFECTIVE 11/30/2023	3,483.23		
02/01/2024	DIVIDEND ON PRUDENTIAL GBL TOTL RTRN FD INC PGIM TTL R6 EFFECTIVE 12/21/2023	320.11		
	SECURITY TOTAL	17,766.31	17,766.31	
	PRUDENTIAL FUNDS TOTAL RETURN BOND CL R6			
08/01/2023	DIVIDEND ON 162,280.177 SHS PRUDENTIAL FUNDS TOTAL RETURN BOND CL R6 AT .049184 PER SHARE EFFECTIVE 07/31/2023	7,981.52		

TRUST EB FORMAT

Statement Period
Account Number

07/01/2023 through 06/30/2024
115150004910
BENEFIT TRUST COMPANY
AS TRUSTEE FOR
VENTURA COUNTY COMMUNITY
COLLEGE DISTRICT
PUBLIC ENTITY INVESTMENT TRUST

Schedule Of Income

DATE	DESCRIPTION	CASH RECEIVED	INCOME EARNED	MARKET / COST BASIS
09/01/2023	DIVIDEND ON 162,954.862 SHS PRUDENTIAL FUNDS TOTAL RETURN BOND CL R6 AT .049758 PER SHARE EFFECTIVE 08/31/2023	8,108.23		
10/02/2023	DIVIDEND ON 163,646.69 SHS PRUDENTIAL FUNDS TOTAL RETURN BOND CL R6 AT .045569 PER SHARE EFFECTIVE 09/29/2023	7,457.15		
11/01/2023	DIVIDEND ON 164,300.826 SHS PRUDENTIAL FUNDS TOTAL RETURN BOND CL R6 AT .050109 PER SHARE EFFECTIVE 10/31/2023	8,233.02		
12/01/2023	DIVIDEND ON 165,038.552 SHS PRUDENTIAL FUNDS TOTAL RETURN BOND CL R6 AT .05067 PER SHARE EFFECTIVE 11/30/2023	8,362.52		
01/02/2024	DIVIDEND ON 170,220.247 SHS PRUDENTIAL FUNDS TOTAL RETURN BOND CL R6 AT .048953 PER SHARE EFFECTIVE 12/29/2023	8,332.83		
02/01/2024	DIVIDEND ON 171,961.375 SHS PRUDENTIAL FUNDS TOTAL RETURN BOND CL R6 AT .049828 PER SHARE EFFECTIVE 01/31/2024	8,568.54		
03/01/2024	DIVIDEND ON 174,718.065 SHS PRUDENTIAL FUNDS TOTAL RETURN BOND CL R6 AT .046079 PER SHARE EFFECTIVE 02/29/2024	8,050.91		
04/01/2024	DIVIDEND ON 181,941.521 SHS PRUDENTIAL FUNDS TOTAL RETURN BOND CL R6 AT .050038 PER SHARE EFFECTIVE 03/28/2024	9,103.96		
05/01/2024	DIVIDEND ON 182,704.636 SHS PRUDENTIAL FUNDS TOTAL RETURN BOND CL R6 AT .047434 PER SHARE EFFECTIVE 04/30/2024	8,666.34		

TRUST EB FORMAT

Statement Period
Account Number

07/01/2023 through 06/30/2024
115150004910
BENEFIT TRUST COMPANY
AS TRUSTEE FOR
VENTURA COUNTY COMMUNITY
COLLEGE DISTRICT
PUBLIC ENTITY INVESTMENT TRUST

Schedule Of Income

DATE	DESCRIPTION	CASH RECEIVED	INCOME EARNED	MARKET / COST BASIS
06/03/2024	DIVIDEND ON 183,451.734 SHS PRUDENTIAL FUNDS TOTAL RETURN BOND CL R6 AT .048729 PER SHARE EFFECTIVE 05/31/2024	8,939.49		
06/12/2024	DIVIDEND ON PRUDENTIAL FUNDS TOTAL RETURN BOND CL R6 EFFECTIVE 06/11/2024	1,416.49		
	SECURITY TOTAL	93,221.00	93,221.00	
	TARGET PORTFOLIO TRUST TR PIGM CORE BD R6			
07/12/2024	DIVIDEND ON 256,325.425 SHS TARGET PORTFOLIO TRUST TR PIGM CORE BD R6 AT .025796 PER SHARE EFFECTIVE 06/28/2024	6,612.19		
	SECURITY TOTAL	6,612.19	6,612.19	
	WELLS FARGO TR CORE BOND R6			
07/12/2024	DIVIDEND ON 201,698.696 SHS WELLS FARGO TR CORE BOND R6 AT .033786 PER SHARE EFFECTIVE 06/28/2024	6,814.66		
	SECURITY TOTAL	6,814.66	6,814.66	
	WESTERN ASSET CORE PLUS BOND IS			
08/01/2023	DIVIDEND ON 203,712.565 SHS WESTERN ASSET CORE PLUS BOND IS AT .032479 PER SHARE EFFECTIVE 07/31/2023	6,616.32		
09/01/2023	DIVIDEND ON 204,411.965 SHS WESTERN ASSET CORE PLUS BOND IS AT .036584 PER SHARE EFFECTIVE 08/31/2023	7,478.28		
10/02/2023	DIVIDEND ON 205,218.683 SHS WESTERN ASSET CORE PLUS BOND IS AT .035678 PER SHARE EFFECTIVE 09/29/2023	7,321.89		

TRUST EB FORMAT

Statement Period
Account Number

07/01/2023 through 06/30/2024
115150004910
BENEFIT TRUST COMPANY
AS TRUSTEE FOR
VENTURA COUNTY COMMUNITY
COLLEGE DISTRICT
PUBLIC ENTITY INVESTMENT TRUST

Schedule Of Income

DATE	DESCRIPTION	CASH RECEIVED	INCOME EARNED	MARKET / COST BASIS
11/01/2023	DIVIDEND ON 206,045.081 SHS WESTERN ASSET CORE PLUS BOND IS AT .034379 PER SHARE EFFECTIVE 10/31/2023	7,083.55		
12/01/2023	DIVIDEND ON 206,868.75 SHS WESTERN ASSET CORE PLUS BOND IS AT .035295 PER SHARE EFFECTIVE 11/30/2023	7,301.37		
01/02/2024	DIVIDEND ON 216,364.206 SHS WESTERN ASSET CORE PLUS BOND IS AT .037034 PER SHARE EFFECTIVE 12/29/2023	8,012.83		
02/01/2024	DIVIDEND ON 218,735.006 SHS WESTERN ASSET CORE PLUS BOND IS AT .035266 PER SHARE EFFECTIVE 01/31/2024	7,713.82		
03/01/2024	DIVIDEND ON 222,515.538 SHS WESTERN ASSET CORE PLUS BOND IS AT .034486 PER SHARE EFFECTIVE 02/29/2024	7,673.72		
04/01/2024	DIVIDEND ON 232,239.493 SHS WESTERN ASSET CORE PLUS BOND IS AT .036467 PER SHARE EFFECTIVE 03/28/2024	8,469.11		
05/01/2024	DIVIDEND ON 233,144.312 SHS WESTERN ASSET CORE PLUS BOND IS AT .035692 PER SHARE EFFECTIVE 04/30/2024	8,321.39		
06/03/2024	DIVIDEND ON 234,067.885 SHS WESTERN ASSET CORE PLUS BOND IS AT .03929 PER SHARE EFFECTIVE 05/31/2024	9,196.46		
07/01/2024	DIVIDEND ON 239,413.983 SHS WESTERN ASSET CORE PLUS BOND IS AT .032769 PER SHARE EFFECTIVE 06/28/2024	7,845.42		

TRUST EB FORMAT

Statement Period
Account Number

07/01/2023 through 06/30/2024
115150004910
BENEFIT TRUST COMPANY
AS TRUSTEE FOR
VENTURA COUNTY COMMUNITY
COLLEGE DISTRICT
PUBLIC ENTITY INVESTMENT TRUST

Schedule Of Income

DATE	DESCRIPTION	CASH RECEIVED	INCOME EARNED	MARKET / COST BASIS
	SECURITY TOTAL	93,034.16	93,034.16	
	TOTAL MUTUAL FUND - FIXED INCOME	465,659.77	465,659.77	
	MUTUAL FUND - DOMESTIC EQUITY			
	ALGER FUNDS FOCUS EQUITY FUND CL Y			
12/15/2023	DIVIDEND ON .5 SHS ALGER FUNDS FOCUS EQUITY FUND CL Y AT .0688 PER SHARE EFFECTIVE 12/13/2023	0.03		
	SECURITY TOTAL	0.03	0.03	
	COLUMBIA CONTRARIAN CORE			
12/13/2023	DIVIDEND ON 89,014.649 SHS COLUMBIA CONTRARIAN CORE AT .21691 PER SHARE EFFECTIVE 12/08/2023	19,308.17		
12/13/2023	LONG TERM CAP GAINS DIVIDEND - PRE 5/6/2003 ON 89,014.649 SHS COLUMBIA CONTRARIAN CORE AT .78623 PER SHARE EFFECTIVE 12/08/2023	69,985.99		
	SECURITY TOTAL	89,294.16	89,294.16	
	SSGA S&P INDEX FUND CL K			
12/28/2023	DIVIDEND ON 9,091.5 SHS SSGA S&P INDEX FUND CL K AT 5.1523 PER SHARE EFFECTIVE 12/22/2023	46,842.14		
12/28/2023	SHORT TERM CAPITAL GAINS DIVIDEND ON 9,091.5 SHS SSGA S&P INDEX FUND CL K AT .0969 PER SHARE EFFECTIVE 12/22/2023	880.97		
12/28/2023	LONG TERM CAP GAINS DIVIDEND - PRE 5/6/2003 ON 9,091.5 SHS SSGA S&P INDEX FUND CL K AT 1.1081 PER SHARE EFFECTIVE 12/22/2023	10,074.29		

TRUST EB FORMAT

Statement Period
Account Number

07/01/2023 through 06/30/2024
115150004910
BENEFIT TRUST COMPANY
AS TRUSTEE FOR
VENTURA COUNTY COMMUNITY
COLLEGE DISTRICT
PUBLIC ENTITY INVESTMENT TRUST

Schedule Of Income

DATE	DESCRIPTION	CASH RECEIVED	INCOME EARNED	MARKET / COST BASIS
	SECURITY TOTAL	57,797.40	57,797.40	
	THORNBURG INVESTMENT INCOME BUILDER R6			
09/18/2023	DIVIDEND ON 75,117.543 SHS THORNBURG INVESTMENT INCOME BUILDER R6 AT .307896 PER SHARE EFFECTIVE 09/14/2023	23,128.37		
12/28/2023	DIVIDEND ON 81,112.08 SHS THORNBURG INVESTMENT INCOME BUILDER R6 AT .401307 PER SHARE EFFECTIVE 12/26/2023	32,550.88		
03/25/2024	DIVIDEND ON 103,931.053 SHS THORNBURG INVESTMENT INCOME BUILDER R6 AT .243262 PER SHARE EFFECTIVE 03/21/2024	25,282.52		
06/24/2024	DIVIDEND ON 103,169.23 SHS THORNBURG INVESTMENT INCOME BUILDER R6 AT .275755 PER SHARE EFFECTIVE 06/20/2024	28,449.38		
	SECURITY TOTAL	109,411.15	109,411.15	
	UNDISCOVERED MANAGERS BEHAVIORAL VALUE R6			
12/15/2023	SHORT TERM CAPITAL GAINS DIVIDEND ON 7,782.177 SHS UNDISCOVERED MANAGERS BEHAVIORAL VALUE R6 AT 1.80615 PER SHARE EFFECTIVE 12/12/2023	14,055.78		
12/15/2023	LONG TERM CAP GAINS DIVIDEND - PRE 5/6/2003 ON 7,782.177 SHS UNDISCOVERED MANAGERS BEHAVIORAL VALUE R6 AT 3.48113 PER SHARE EFFECTIVE 12/12/2023	27,090.77		
12/22/2023	DIVIDEND ON 8,300.984 SHS UNDISCOVERED MANAGERS BEHAVIORAL VALUE R6 AT 1.45007 PER SHARE EFFECTIVE 12/19/2023	12,037.01		

TRUST EB FORMAT

Statement Period
Account Number

07/01/2023 through 06/30/2024
115150004910
BENEFIT TRUST COMPANY
AS TRUSTEE FOR
VENTURA COUNTY COMMUNITY
COLLEGE DISTRICT
PUBLIC ENTITY INVESTMENT TRUST

Schedule Of Income

DATE	DESCRIPTION	CASH RECEIVED	INCOME EARNED	MARKET / COST BASIS
	SECURITY TOTAL	53,183.56	53,183.56	
	TOTAL MUTUAL FUND - DOMESTIC EQUITY	309,686.30	309,686.30	
	MUTUAL FUND - INTERNATIONAL EQUITY			
	GOLDMAN SACHS TR II GQG PARTNRS R6			
12/22/2023	DIVIDEND ON 57,267.938 SHS GOLDMAN SACHS TR II GQG PARTNRS R6 AT .4707 PER SHARE EFFECTIVE 12/19/2023	26,956.02		
	SECURITY TOTAL	26,956.02	26,956.02	
	HARTFORD INTERNATIONAL VALUE - Y			
12/29/2023	DIVIDEND ON 53,085.799 SHS HARTFORD INTERNATIONAL VALUE - Y AT .483707 PER SHARE EFFECTIVE 12/26/2023	25,677.97		
	SECURITY TOTAL	25,677.97	25,677.97	
	AMERICAN FUNDS NEW PERSPECTIVE F2			
12/18/2023	DIVIDEND ON 17,011.247 SHS AMERICAN FUNDS NEW PERSPECTIVE F2 AT .6459 PER SHARE EFFECTIVE 12/14/2023	10,987.56		
12/18/2023	LONG TERM CAP GAINS DIVIDEND - PRE 5/6/2003 ON 17,011.247 SHS AMERICAN FUNDS NEW PERSPECTIVE F2 AT 2.4715 PER SHARE EFFECTIVE 12/14/2023	42,043.30		
	SECURITY TOTAL	53,030.86	53,030.86	
	AMERICAN FUNDS NEW WORLD F2			
12/18/2023	DIVIDEND ON 8,632.398 SHS AMERICAN FUNDS NEW WORLD F2 AT 1.1646 PER SHARE EFFECTIVE 12/14/2023	10,053.29		

TRUST EB FORMAT

Statement Period
Account Number

07/01/2023 through 06/30/2024
115150004910
BENEFIT TRUST COMPANY
AS TRUSTEE FOR
VENTURA COUNTY COMMUNITY
COLLEGE DISTRICT
PUBLIC ENTITY INVESTMENT TRUST

Schedule Of Income

DATE	DESCRIPTION	CASH RECEIVED	INCOME EARNED	MARKET / COST BASIS
12/18/2023	LONG TERM CAP GAINS DIVIDEND - PRE 5/6/2003 ON 8,632.398 SHS AMERICAN FUNDS NEW WORLD F2 AT .9139 PER SHARE EFFECTIVE 12/14/2023	7,889.15		
	SECURITY TOTAL	17,942.44	17,942.44	
	TOTAL MUTUAL FUND - INTERNATIONAL EQUITY	123,607.29	123,607.29	
	MUTUAL FUND - REAL ESTATE			
	COHEN AND STEERS REAL ESTATE SECURITIES - Z			
10/03/2023	DIVIDEND ON 109,811.539 SHS COHEN AND STEERS REAL ESTATE SECURITIES - Z AT .112 PER SHARE EFFECTIVE 09/28/2023	12,298.89		
12/11/2023	DIVIDEND ON 68,830.132 SHS COHEN AND STEERS REAL ESTATE SECURITIES - Z AT .143 PER SHARE EFFECTIVE 12/06/2023	9,842.71		
04/02/2024	DIVIDEND ON 72,403.006 SHS COHEN AND STEERS REAL ESTATE SECURITIES - Z AT .113 PER SHARE EFFECTIVE 03/27/2024	8,181.54		
07/02/2024	DIVIDEND ON 73,924.974 SHS COHEN AND STEERS REAL ESTATE SECURITIES - Z AT .132 PER SHARE EFFECTIVE 06/27/2024	9,758.10		
	SECURITY TOTAL	40,081.24	40,081.24	
	PRUDENTIAL FUNDS GLOBAL REAL ESTATE CL Q			
07/17/2023	DIVIDEND ON 25,504.927 SHS PRUDENTIAL FUNDS GLOBAL REAL ESTATE CL Q AT .10985 PER SHARE EFFECTIVE 07/13/2023	2,801.72		

TRUST EB FORMAT

Statement Period
Account Number

07/01/2023 through 06/30/2024
115150004910
BENEFIT TRUST COMPANY
AS TRUSTEE FOR
VENTURA COUNTY COMMUNITY
COLLEGE DISTRICT
PUBLIC ENTITY INVESTMENT TRUST

Schedule Of Income

DATE	DESCRIPTION	CASH RECEIVED	INCOME EARNED	MARKET / COST BASIS
10/23/2023	DIVIDEND ON 25,654.752 SHS PRUDENTIAL FUNDS GLOBAL REAL ESTATE CL Q AT .10947 PER SHARE EFFECTIVE 10/19/2023	2,808.43		
12/18/2023	DIVIDEND ON 26,118.59 SHS PRUDENTIAL FUNDS GLOBAL REAL ESTATE CL Q AT .13766 PER SHARE EFFECTIVE 12/14/2023	3,595.49		
04/22/2024	DIVIDEND ON 26,820.577 SHS PRUDENTIAL FUNDS GLOBAL REAL ESTATE CL Q AT .13009 PER SHARE EFFECTIVE 04/18/2024	3,489.09		
	SECURITY TOTAL	12,694.73	12,694.73	
	TOTAL MUTUAL FUND - REAL ESTATE	52,775.97	52,775.97	
	TOTAL DIVIDENDS	951,729.33	951,729.33	
	TOTAL INCOME	951,729.33	951,729.33	

TRUST EB FORMAT

Statement Period
Account Number

07/01/2023 through 06/30/2024
115150004910
BENEFIT TRUST COMPANY
AS TRUSTEE FOR
VENTURA COUNTY COMMUNITY
COLLEGE DISTRICT
PUBLIC ENTITY INVESTMENT TRUST

Schedule Of Fees And Other Expenses

DATE	DESCRIPTION	CASH
	ADMINISTRATIVE FEES AND EXPENSES	
07/11/2023	MONTHLY FEE TO BENEFIT TRUST COMPANY JUNE FEES	2,595.53
07/11/2023	MONTHLY FEE TO KEENAN AND ASSOCIATES JUNE FEES	2,675.25
07/11/2023	MONTHLY FEE TO MORGAN STANLEY JUNE FEES	2,638.58
08/08/2023	MONTHLY FEE TO BENEFIT TRUST COMPANY JULY FEES	2,653.39
08/08/2023	MONTHLY FEE TO KEENAN AND ASSOCIATES JULY FEES	2,734.07
08/08/2023	MONTHLY FEE TO MORGAN STANLEY JULY FEES	2,698.84
09/08/2023	MONTHLY FEE TO BENEFIT TRUST COMPANY AUG FEES	2,604.79
09/08/2023	MONTHLY FEE TO KEENAN AND ASSOCIATES AUG FEES	2,684.66
09/08/2023	MONTHLY FEE TO MORGAN STANLEY AUG FEES	2,648.21
10/12/2023	MONTHLY FEE TO BENEFIT TRUST COMPANY EFFECTIVE 10/11/2023 SEPT FEES	2,501.45
10/12/2023	MONTHLY FEE TO KEENAN AND ASSOCIATES EFFECTIVE 10/11/2023 SEPT FEES	2,579.60
10/12/2023	MONTHLY FEE TO MORGAN STANLEY EFFECTIVE 10/11/2023 SEPT FEES	2,540.58
11/08/2023	MONTHLY FEE TO BENEFIT TRUST COMPANY OCT FEES	2,440.93
11/08/2023	MONTHLY FEE TO KEENAN AND ASSOCIATES OCT FEES	2,518.07

TRUST EB FORMAT

Statement Period
Account Number

07/01/2023 through 06/30/2024
115150004910
BENEFIT TRUST COMPANY
AS TRUSTEE FOR
VENTURA COUNTY COMMUNITY
COLLEGE DISTRICT
PUBLIC ENTITY INVESTMENT TRUST

Schedule Of Fees And Other Expenses

DATE	DESCRIPTION	CASH
11/08/2023	MONTHLY FEE TO MORGAN STANLEY OCT FEES	2,477.53
12/11/2023	MONTHLY FEE TO BENEFIT TRUST COMPANY NOV FEES	2,628.91
12/11/2023	MONTHLY FEE TO MORGAN STANLEY NOV FEES	2,673.34
12/11/2023	MONTHLY FEE TO KEENAN AND ASSOCIATES NOV FEES	2,709.18
01/10/2024	MONTHLY FEE TO BENEFIT TRUST COMPANY DEC FEES	2,754.28
01/10/2024	MONTHLY FEE TO KEENAN AND ASSOCIATES DEC FEES	2,836.65
01/10/2024	MONTHLY FEE TO MORGAN STANLEY DEC FEES	2,803.94
02/12/2024	MONTHLY FEE TO BENEFIT TRUST COMPANY JAN FEES	5,571.98
02/12/2024	MONTHLY FEE TO KEENAN AND ASSOCIATES JAN FEES	2,843.49
03/08/2024	MONTHLY FEE TO BENEFIT TRUST COMPANY FEB FEES	5,686.40
03/08/2024	MONTHLY FEE TO KEENAN AND ASSOCIATES FEB FEES	2,900.47
04/10/2024	MONTHLY FEE TO KEENAN AND ASSOCIATES MARCH FEES	2,967.97
04/10/2024	MONTHLY FEE TO BENEFIT TRUST COMPANY MARCH FEES	5,821.94
05/08/2024	MONTHLY FEE TO BENEFIT TRUST COMPANY APRIL FEES	5,634.58
05/08/2024	MONTHLY FEE TO KEENAN AND ASSOCIATES APRIL FEES	2,874.67

TRUST EB FORMAT

Statement Period
Account Number

07/01/2023 through 06/30/2024
115150004910
BENEFIT TRUST COMPANY
AS TRUSTEE FOR
VENTURA COUNTY COMMUNITY
COLLEGE DISTRICT
PUBLIC ENTITY INVESTMENT TRUST

Schedule Of Fees And Other Expenses

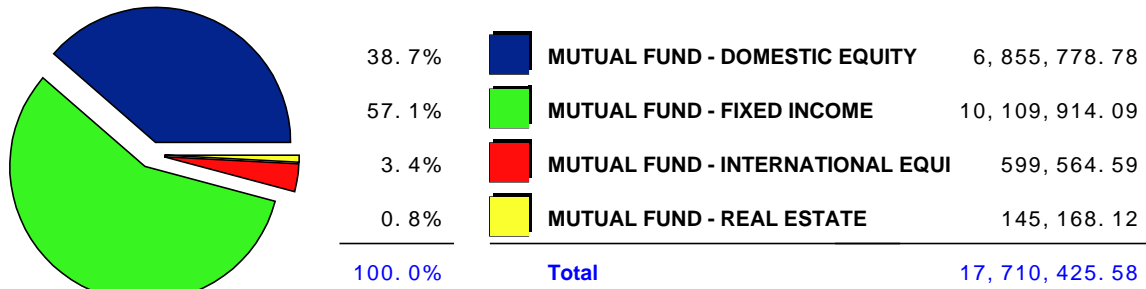
DATE	DESCRIPTION	CASH
06/10/2024	MONTHLY FEE TO BENEFIT TRUST COMPANY MAY FEES	5,828.82
06/10/2024	MONTHLY FEE TO KEENAN AND ASSOCIATES MAY FEES	2,971.39
TOTAL ADMINISTRATIVE FEES AND EXPENSES		98,499.49
TOTAL FEES AND OTHER EXPENSES		98,499.49

TRUST EB FORMAT

Statement Period 07/01/2023 through 06/30/2024
 Account Number 115150004910
 BENEFIT TRUST COMPANY
 AS TRUSTEE FOR
 VENTURA COUNTY COMMUNITY
 COLLEGE DISTRICT
 PUBLIC ENTITY INVESTMENT TRUST

Schedule Of Purchases

Purchase Allocation



Purchase Schedule

TRADE DATE	SETTLMT DATE	DESCRIPTION	UNITS	AVG COST
MUTUAL FUND - FIXED INCOME				
BLACKROCK TOTAL RETURN - K				
07/31/2023	08/01/2023	PURCHASED 699.606 SHS BLACKROCK TOTAL RETURN - K ON 07/31/2023 AT 9.93 FOR REINVESTMENT	699.606	6,947.09
08/31/2023	09/01/2023	PURCHASED 714.474 SHS BLACKROCK TOTAL RETURN - K ON 08/31/2023 AT 9.81 FOR REINVESTMENT	714.474	7,008.99
09/29/2023	10/02/2023	PURCHASED 720.963 SHS BLACKROCK TOTAL RETURN - K ON 09/29/2023 AT 9.50 FOR REINVESTMENT	720.963	6,849.15

TRUST EB FORMAT

Statement Period
Account Number

07/01/2023 through 06/30/2024
115150004910
BENEFIT TRUST COMPANY
AS TRUSTEE FOR
VENTURA COUNTY COMMUNITY
COLLEGE DISTRICT
PUBLIC ENTITY INVESTMENT TRUST

Schedule Of Purchases

TRADE DATE	SETTLMT DATE	DESCRIPTION	UNITS	AVG COST
10/31/2023	11/01/2023	PURCHASED 736.577 SHS BLACKROCK TOTAL RETURN - K ON 10/31/2023 AT 9.29 FOR REINVESTMENT	736.577	6,842.80
11/30/2023	12/01/2023	PURCHASED 726.387 SHS BLACKROCK TOTAL RETURN - K ON 11/30/2023 AT 9.70 FOR REINVESTMENT	726.387	7,045.95
12/06/2023	12/07/2023	PURCHASED 10,124.502 SHS BLACKROCK TOTAL RETURN - K ON 12/06/2023 AT 9.85	10,124.502	99,726.34
12/29/2023	01/02/2024	PURCHASED 754.797 SHS BLACKROCK TOTAL RETURN - K ON 12/29/2023 AT 10.03 FOR REINVESTMENT	754.797	7,570.61
01/31/2024	02/01/2024	PURCHASED 763.47 SHS BLACKROCK TOTAL RETURN - K ON 01/31/2024 AT 9.99 FOR REINVESTMENT	763.47	7,627.07
02/23/2024	02/26/2024	PURCHASED 11,672.737 SHS BLACKROCK TOTAL RETURN - K ON 02/23/2024 AT 9.82	11,672.737	114,626.28
02/29/2024	03/01/2024	PURCHASED 770.252 SHS BLACKROCK TOTAL RETURN - K ON 02/29/2024 AT 9.82 FOR REINVESTMENT	770.252	7,563.87
03/28/2024	04/01/2024	PURCHASED 872.548 SHS BLACKROCK TOTAL RETURN - K ON 03/28/2024 AT 9.88 FOR REINVESTMENT	872.548	8,620.77
04/30/2024	05/01/2024	PURCHASED 926.155 SHS BLACKROCK TOTAL RETURN - K ON 04/30/2024 AT 9.60 FOR REINVESTMENT	926.155	8,891.09
05/31/2024	06/03/2024	PURCHASED 941.108 SHS BLACKROCK TOTAL RETURN - K ON 05/31/2024 AT 9.73 FOR REINVESTMENT	941.108	9,156.98
TOTAL			30,423.576	298,476.99

TRUST EB FORMAT

Statement Period
Account Number

07/01/2023 through 06/30/2024
115150004910
BENEFIT TRUST COMPANY
AS TRUSTEE FOR
VENTURA COUNTY COMMUNITY
COLLEGE DISTRICT
PUBLIC ENTITY INVESTMENT TRUST

Schedule Of Purchases

TRADE DATE	SETTLMT DATE	DESCRIPTION	UNITS	AVG COST
		COMMUNITY CAPITAL MANAGEMENT IMPACT BOND FUND INST		
12/06/2023	12/07/2023	PURCHASED 108,741.826 SHS COMMUNITY CAPITAL MANAGEMENT IMPACT BOND FUND INST ON 12/06/2023 AT 9.27	108,741.826	1,008,036.73
12/26/2023	12/27/2023	PURCHASED 40.81 SHS COMMUNITY CAPITAL MANAGEMENT IMPACT BOND FUND INST ON 12/26/2023 AT 9.44	40.81	385.25
12/28/2023	12/29/2023	PURCHASED 274.838 SHS COMMUNITY CAPITAL MANAGEMENT IMPACT BOND FUND INST ON 12/28/2023 AT 9.44 FOR REINVESTMENT	274.838	2,594.47
01/31/2024	02/01/2024	PURCHASED 263.82 SHS COMMUNITY CAPITAL MANAGEMENT IMPACT BOND FUND INST ON 01/31/2024 AT 9.43 FOR REINVESTMENT	263.82	2,487.82
02/23/2024	02/26/2024	PURCHASED 6,017.507 SHS COMMUNITY CAPITAL MANAGEMENT IMPACT BOND FUND INST ON 02/23/2024 AT 9.31	6,017.507	56,022.99
02/29/2024	03/01/2024	PURCHASED 338.86 SHS COMMUNITY CAPITAL MANAGEMENT IMPACT BOND FUND INST ON 02/29/2024 AT 9.30 FOR REINVESTMENT	338.86	3,151.40
03/27/2024	03/28/2024	PURCHASED 320.953 SHS COMMUNITY CAPITAL MANAGEMENT IMPACT BOND FUND INST ON 03/27/2024 AT 9.35 FOR REINVESTMENT	320.953	3,000.91
04/30/2024	05/01/2024	PURCHASED 327.182 SHS COMMUNITY CAPITAL MANAGEMENT IMPACT BOND FUND INST ON 04/30/2024 AT 9.14 FOR REINVESTMENT	327.182	2,990.44

TRUST EB FORMAT

Statement Period
Account Number

07/01/2023 through 06/30/2024
115150004910
BENEFIT TRUST COMPANY
AS TRUSTEE FOR
VENTURA COUNTY COMMUNITY
COLLEGE DISTRICT
PUBLIC ENTITY INVESTMENT TRUST

Schedule Of Purchases

TRADE DATE	SETTLMT DATE	DESCRIPTION	UNITS	AVG COST
05/31/2024	06/03/2024	PURCHASED 342.267 SHS COMMUNITY CAPITAL MANAGEMENT IMPACT BOND FUND INST ON 05/31/2024 AT 9.24 FOR REINVESTMENT	342.267	3,162.55
06/05/2024	06/06/2024	PURCHASED 61,608.691 SHS COMMUNITY CAPITAL MANAGEMENT IMPACT BOND FUND INST ON 06/05/2024 AT 9.33	61,608.691	574,809.09
06/28/2024	07/01/2024	PURCHASED 508.357 SHS COMMUNITY CAPITAL MANAGEMENT IMPACT BOND FUND INST ON 06/28/2024 AT 9.30 FOR REINVESTMENT	508.357	4,727.72
TOTAL			178,785.111	1,661,369.37
GUGGENHEIM INVESTMENTS FDS TR MACRO OPPTY R6				
07/31/2023	08/01/2023	PURCHASED 184.288 SHS GUGGENHEIM INVESTMENTS FDS TR MACRO OPPTY R6 ON 07/31/2023 AT 24.01 FOR REINVESTMENT	184.288	4,424.76
08/31/2023	09/01/2023	PURCHASED 199.065 SHS GUGGENHEIM INVESTMENTS FDS TR MACRO OPPTY R6 ON 08/31/2023 AT 23.97 FOR REINVESTMENT	199.065	4,771.59
09/29/2023	10/02/2023	PURCHASED 250.78 SHS GUGGENHEIM INVESTMENTS FDS TR MACRO OPPTY R6 ON 09/29/2023 AT 23.69 FOR REINVESTMENT	250.78	5,940.97
10/31/2023	11/01/2023	PURCHASED 305.426 SHS GUGGENHEIM INVESTMENTS FDS TR MACRO OPPTY R6 ON 10/31/2023 AT 23.35 FOR REINVESTMENT	305.426	7,131.70
11/30/2023	12/01/2023	PURCHASED 280.864 SHS GUGGENHEIM INVESTMENTS FDS TR MACRO OPPTY R6 ON 11/30/2023 AT 23.81 FOR REINVESTMENT	280.864	6,687.37

TRUST EB FORMAT

Statement Period
Account Number

07/01/2023 through 06/30/2024
115150004910
BENEFIT TRUST COMPANY
AS TRUSTEE FOR
VENTURA COUNTY COMMUNITY
COLLEGE DISTRICT
PUBLIC ENTITY INVESTMENT TRUST

Schedule Of Purchases

TRADE DATE	SETTLMT DATE	DESCRIPTION	UNITS	AVG COST
TOTAL			1,220.423	28,956.39
GUGGENHEIM INVESTMENTS INVESTMENT GRADE BOND FUND				
07/31/2023	08/01/2023	PURCHASED 388.667 SHS GUGGENHEIM INVESTMENTS INVESTMENT GRADE BOND FUND ON 07/31/2023 AT 16.14 FOR REINVESTMENT	388.667	6,273.08
08/31/2023	09/01/2023	PURCHASED 431.226 SHS GUGGENHEIM INVESTMENTS INVESTMENT GRADE BOND FUND ON 08/31/2023 AT 15.99 FOR REINVESTMENT	431.226	6,895.30
09/29/2023	10/02/2023	PURCHASED 471.616 SHS GUGGENHEIM INVESTMENTS INVESTMENT GRADE BOND FUND ON 09/29/2023 AT 15.53 FOR REINVESTMENT	471.616	7,324.20
10/31/2023	11/01/2023	PURCHASED 517.807 SHS GUGGENHEIM INVESTMENTS INVESTMENT GRADE BOND FUND ON 10/31/2023 AT 15.21 FOR REINVESTMENT	517.807	7,875.84
11/30/2023	12/01/2023	PURCHASED 527.38 SHS GUGGENHEIM INVESTMENTS INVESTMENT GRADE BOND FUND ON 11/30/2023 AT 15.81 FOR REINVESTMENT	527.38	8,337.88
12/06/2023	12/07/2023	PURCHASED 5,287.604 SHS GUGGENHEIM INVESTMENTS INVESTMENT GRADE BOND FUND ON 12/06/2023 AT 16.05	5,287.604	84,866.04
12/29/2023	01/02/2024	PURCHASED 509.616 SHS GUGGENHEIM INVESTMENTS INVESTMENT GRADE BOND FUND ON 12/29/2023 AT 16.35 FOR REINVESTMENT	509.616	8,332.22
01/31/2024	02/01/2024	PURCHASED 454.071 SHS GUGGENHEIM INVESTMENTS INVESTMENT GRADE BOND FUND ON 01/31/2024 AT 16.32 FOR REINVESTMENT	454.071	7,410.44

TRUST EB FORMAT

Statement Period
Account Number

07/01/2023 through 06/30/2024
115150004910
BENEFIT TRUST COMPANY
AS TRUSTEE FOR
VENTURA COUNTY COMMUNITY
COLLEGE DISTRICT
PUBLIC ENTITY INVESTMENT TRUST

Schedule Of Purchases

TRADE DATE	SETTLMT DATE	DESCRIPTION	UNITS	AVG COST
02/23/2024	02/26/2024	PURCHASED 6,921.535 SHS GUGGENHEIM INVESTMENTS INVESTMENT GRADE BOND FUND ON 02/23/2024 AT 16.05	6,921.535	111,090.63
02/29/2024	03/01/2024	PURCHASED 446.459 SHS GUGGENHEIM INVESTMENTS INVESTMENT GRADE BOND FUND ON 02/29/2024 AT 16.06 FOR REINVESTMENT	446.459	7,170.13
03/28/2024	04/01/2024	PURCHASED 493.91 SHS GUGGENHEIM INVESTMENTS INVESTMENT GRADE BOND FUND ON 03/28/2024 AT 16.15 FOR REINVESTMENT	493.91	7,976.64
04/30/2024	05/01/2024	PURCHASED 529.436 SHS GUGGENHEIM INVESTMENTS INVESTMENT GRADE BOND FUND ON 04/30/2024 AT 15.68 FOR REINVESTMENT	529.436	8,301.55
05/31/2024	06/03/2024	PURCHASED 611.134 SHS GUGGENHEIM INVESTMENTS INVESTMENT GRADE BOND FUND ON 05/31/2024 AT 15.89 FOR REINVESTMENT	611.134	9,710.92
TOTAL			17,590.461	281,564.87
NORTHERN FUNDS BOND INDEX				
12/06/2023	12/07/2023	PURCHASED 110,651.672 SHS NORTHERN FUNDS BOND INDEX ON 12/06/2023 AT 9.11	110,651.672	1,008,036.73
12/21/2023	12/22/2023	PURCHASED 158.113 SHS NORTHERN FUNDS BOND INDEX ON 12/21/2023 AT 9.27 FOR REINVESTMENT	158.113	1,465.71
01/25/2024	01/26/2024	PURCHASED 375.698 SHS NORTHERN FUNDS BOND INDEX ON 01/25/2024 AT 9.16 FOR REINVESTMENT	375.698	3,441.39
02/23/2024	02/26/2024	PURCHASED 7,081.054 SHS NORTHERN FUNDS BOND INDEX ON 02/23/2024 AT 9.08	7,081.054	64,295.97

TRUST EB FORMAT

Statement Period
Account Number

07/01/2023 through 06/30/2024
115150004910
BENEFIT TRUST COMPANY
AS TRUSTEE FOR
VENTURA COUNTY COMMUNITY
COLLEGE DISTRICT
PUBLIC ENTITY INVESTMENT TRUST

Schedule Of Purchases

TRADE DATE	SETTLMT DATE	DESCRIPTION	UNITS	AVG COST
02/26/2024	02/27/2024	PURCHASED 358.59 SHS NORTHERN FUNDS BOND INDEX ON 02/26/2024 AT 9.07 FOR REINVESTMENT	358.59	3,252.41
03/25/2024	03/26/2024	PURCHASED 331.672 SHS NORTHERN FUNDS BOND INDEX ON 03/25/2024 AT 9.11 FOR REINVESTMENT	331.672	3,021.53
04/24/2024	04/25/2024	PURCHASED 366.673 SHS NORTHERN FUNDS BOND INDEX ON 04/24/2024 AT 8.90 FOR REINVESTMENT	366.673	3,263.39
05/23/2024	05/24/2024	PURCHASED 353.79 SHS NORTHERN FUNDS BOND INDEX ON 05/23/2024 AT 9.00 FOR REINVESTMENT	353.79	3,184.11
06/05/2024	06/06/2024	PURCHASED 184,461.941 SHS NORTHERN FUNDS BOND INDEX ON 06/05/2024 AT 9.11	184,461.941	1,680,448.28
06/24/2024	06/25/2024	PURCHASED 760.286 SHS NORTHERN FUNDS BOND INDEX ON 06/24/2024 AT 9.13 FOR REINVESTMENT	760.286	6,941.41
TOTAL			304,899.489	2,777,350.93
PRUDENTIAL GBL TOTL RTRN FD INC PGIM TTL R6				
07/31/2023	08/01/2023	PURCHASED 647.984 SHS PRUDENTIAL GBL TOTL RTRN FD INC PGIM TTL R6 ON 07/31/2023 AT 5.14 FOR REINVESTMENT	647.984	3,330.64
08/31/2023	09/01/2023	PURCHASED 746.522 SHS PRUDENTIAL GBL TOTL RTRN FD INC PGIM TTL R6 ON 08/31/2023 AT 5.06 FOR REINVESTMENT	746.522	3,777.40
09/29/2023	10/02/2023	PURCHASED 673.51 SHS PRUDENTIAL GBL TOTL RTRN FD INC PGIM TTL R6 ON 09/29/2023 AT 4.90 FOR REINVESTMENT	673.51	3,300.20

TRUST EB FORMAT

Statement Period
Account Number

07/01/2023 through 06/30/2024
115150004910
BENEFIT TRUST COMPANY
AS TRUSTEE FOR
VENTURA COUNTY COMMUNITY
COLLEGE DISTRICT
PUBLIC ENTITY INVESTMENT TRUST

Schedule Of Purchases

TRADE DATE	SETTLMT DATE	DESCRIPTION	UNITS	AVG COST
10/31/2023	11/01/2023	PURCHASED 737.496 SHS PRUDENTIAL GBL TOTL RTRN FD INC PGIM TTL R6 ON 10/31/2023 AT 4.82 FOR REINVESTMENT	737.496	3,554.73
11/30/2023	12/01/2023	PURCHASED 688.385 SHS PRUDENTIAL GBL TOTL RTRN FD INC PGIM TTL R6 ON 11/30/2023 AT 5.06 FOR REINVESTMENT	688.385	3,483.23
TOTAL			3,493.897	17,446.20
PRUDENTIAL FUNDS TOTAL RETURN BOND CL R6				
07/31/2023	08/01/2023	PURCHASED 674.685 SHS PRUDENTIAL FUNDS TOTAL RETURN BOND CL R6 ON 07/31/2023 AT 11.83 FOR REINVESTMENT	674.685	7,981.52
08/31/2023	09/01/2023	PURCHASED 691.828 SHS PRUDENTIAL FUNDS TOTAL RETURN BOND CL R6 ON 08/31/2023 AT 11.72 FOR REINVESTMENT	691.828	8,108.23
09/29/2023	10/02/2023	PURCHASED 654.136 SHS PRUDENTIAL FUNDS TOTAL RETURN BOND CL R6 ON 09/29/2023 AT 11.40 FOR REINVESTMENT	654.136	7,457.15
10/31/2023	11/01/2023	PURCHASED 737.726 SHS PRUDENTIAL FUNDS TOTAL RETURN BOND CL R6 ON 10/31/2023 AT 11.16 FOR REINVESTMENT	737.726	8,233.02
11/30/2023	12/01/2023	PURCHASED 718.43 SHS PRUDENTIAL FUNDS TOTAL RETURN BOND CL R6 ON 11/30/2023 AT 11.64 FOR REINVESTMENT	718.43	8,362.52
12/06/2023	12/07/2023	PURCHASED 5,513.445 SHS PRUDENTIAL FUNDS TOTAL RETURN BOND CL R6 ON 12/06/2023 AT 11.81	5,513.445	65,113.78

TRUST EB FORMAT

Statement Period
Account Number

07/01/2023 through 06/30/2024
115150004910
BENEFIT TRUST COMPANY
AS TRUSTEE FOR
VENTURA COUNTY COMMUNITY
COLLEGE DISTRICT
PUBLIC ENTITY INVESTMENT TRUST

Schedule Of Purchases

TRADE DATE	SETTLMT DATE	DESCRIPTION	UNITS	AVG COST
12/29/2023	01/02/2024	PURCHASED 690.948 SHS PRUDENTIAL FUNDS TOTAL RETURN BOND CL R6 ON 12/29/2023 AT 12.06 FOR REINVESTMENT	690.948	8,332.83
01/31/2024	02/01/2024	PURCHASED 711.673 SHS PRUDENTIAL FUNDS TOTAL RETURN BOND CL R6 ON 01/31/2024 AT 12.04 FOR REINVESTMENT	711.673	8,568.54
02/23/2024	02/26/2024	PURCHASED 8,589.071 SHS PRUDENTIAL FUNDS TOTAL RETURN BOND CL R6 ON 02/23/2024 AT 11.85	8,589.071	101,780.49
02/29/2024	03/01/2024	PURCHASED 679.402 SHS PRUDENTIAL FUNDS TOTAL RETURN BOND CL R6 ON 02/29/2024 AT 11.85 FOR REINVESTMENT	679.402	8,050.91
03/28/2024	04/01/2024	PURCHASED 763.115 SHS PRUDENTIAL FUNDS TOTAL RETURN BOND CL R6 ON 03/28/2024 AT 11.93 FOR REINVESTMENT	763.115	9,103.96
04/30/2024	05/01/2024	PURCHASED 747.098 SHS PRUDENTIAL FUNDS TOTAL RETURN BOND CL R6 ON 04/30/2024 AT 11.60 FOR REINVESTMENT	747.098	8,666.34
05/31/2024	06/03/2024	PURCHASED 760.161 SHS PRUDENTIAL FUNDS TOTAL RETURN BOND CL R6 ON 05/31/2024 AT 11.76 FOR REINVESTMENT	760.161	8,939.49
TOTAL			21,931.718	258,698.78
TARGET PORTFOLIO TRUST TR PIGM CORE BD R6				
06/05/2024	07/12/2024	PURCHASED 256,325.425 SHS TARGET PORTFOLIO TRUST TR PIGM CORE BD R6 ON 06/05/2024 AT 8.64	256,325.425	2,214,651.67

TRUST EB FORMAT

Statement Period
Account Number

07/01/2023 through 06/30/2024
115150004910
BENEFIT TRUST COMPANY
AS TRUSTEE FOR
VENTURA COUNTY COMMUNITY
COLLEGE DISTRICT
PUBLIC ENTITY INVESTMENT TRUST

Schedule Of Purchases

TRADE DATE	SETTLMT DATE	DESCRIPTION	UNITS	AVG COST
06/28/2024	07/12/2024	PURCHASED 769.754 SHS TARGET PORTFOLIO TRUST TR PIGM CORE BD R6 ON 06/28/2024 AT 8.59 FOR REINVESTMENT	769.754	6,612.19
TOTAL			257,095.179	2,221,263.86
WELLS FARGO TR CORE BOND R6				
06/05/2024	07/12/2024	PURCHASED 201,698.696 SHS WELLS FARGO TR CORE BOND R6 ON 06/05/2024 AT 10.98	201,698.696	2,214,651.68
06/28/2024	07/12/2024	PURCHASED 624.053 SHS WELLS FARGO TR CORE BOND R6 ON 06/28/2024 AT 10.92 FOR REINVESTMENT	624.053	6,814.66
TOTAL			202,322.749	2,221,466.34
WESTERN ASSET CORE PLUS BOND IS				
07/31/2023	08/01/2023	PURCHASED 699.4 SHS WESTERN ASSET CORE PLUS BOND IS ON 07/31/2023 AT 9.46 FOR REINVESTMENT	699.4	6,616.32
08/31/2023	09/01/2023	PURCHASED 806.718 SHS WESTERN ASSET CORE PLUS BOND IS ON 08/31/2023 AT 9.27 FOR REINVESTMENT	806.718	7,478.28
09/29/2023	10/02/2023	PURCHASED 826.398 SHS WESTERN ASSET CORE PLUS BOND IS ON 09/29/2023 AT 8.86 FOR REINVESTMENT	826.398	7,321.89
10/31/2023	11/01/2023	PURCHASED 823.669 SHS WESTERN ASSET CORE PLUS BOND IS ON 10/31/2023 AT 8.60 FOR REINVESTMENT	823.669	7,083.55

TRUST EB FORMAT

Statement Period
Account Number

07/01/2023 through 06/30/2024
115150004910
BENEFIT TRUST COMPANY
AS TRUSTEE FOR
VENTURA COUNTY COMMUNITY
COLLEGE DISTRICT
PUBLIC ENTITY INVESTMENT TRUST

Schedule Of Purchases

TRADE DATE	SETTLMT DATE	DESCRIPTION	UNITS	AVG COST
11/30/2023	12/01/2023	PURCHASED 800.589 SHS WESTERN ASSET CORE PLUS BOND IS ON 11/30/2023 AT 9.12 FOR REINVESTMENT	800.589	7,301.37
12/06/2023	12/07/2023	PURCHASED 10,229.255 SHS WESTERN ASSET CORE PLUS BOND IS ON 12/06/2023 AT 9.30	10,229.255	95,132.07
12/29/2023	01/02/2024	PURCHASED 836.412 SHS WESTERN ASSET CORE PLUS BOND IS ON 12/29/2023 AT 9.58 FOR REINVESTMENT	836.412	8,012.83
01/31/2024	02/01/2024	PURCHASED 814.553 SHS WESTERN ASSET CORE PLUS BOND IS ON 01/31/2024 AT 9.47 FOR REINVESTMENT	814.553	7,713.82
02/23/2024	02/26/2024	PURCHASED 11,863.915 SHS WESTERN ASSET CORE PLUS BOND IS ON 02/23/2024 AT 9.29	11,863.915	110,215.77
02/29/2024	03/01/2024	PURCHASED 826.019 SHS WESTERN ASSET CORE PLUS BOND IS ON 02/29/2024 AT 9.29 FOR REINVESTMENT	826.019	7,673.72
03/28/2024	04/01/2024	PURCHASED 904.819 SHS WESTERN ASSET CORE PLUS BOND IS ON 03/28/2024 AT 9.36 FOR REINVESTMENT	904.819	8,469.11
04/30/2024	05/01/2024	PURCHASED 923.573 SHS WESTERN ASSET CORE PLUS BOND IS ON 04/30/2024 AT 9.01 FOR REINVESTMENT	923.573	8,321.39
05/31/2024	06/03/2024	PURCHASED 1,003.98 SHS WESTERN ASSET CORE PLUS BOND IS ON 05/31/2024 AT 9.16 FOR REINVESTMENT	1,003.98	9,196.46

TRUST EB FORMAT

Statement Period
Account Number

07/01/2023 through 06/30/2024
115150004910
BENEFIT TRUST COMPANY
AS TRUSTEE FOR
VENTURA COUNTY COMMUNITY
COLLEGE DISTRICT
PUBLIC ENTITY INVESTMENT TRUST

Schedule Of Purchases

TRADE DATE	SETTLMT DATE	DESCRIPTION	UNITS	AVG COST
06/05/2024	06/06/2024	PURCHASED 4,852.955 SHS WESTERN ASSET CORE PLUS BOND IS ON 06/05/2024 AT 9.26	4,852.955	44,938.36
06/28/2024	07/01/2024	PURCHASED 854.621 SHS WESTERN ASSET CORE PLUS BOND IS ON 06/28/2024 AT 9.18 FOR REINVESTMENT	854.621	7,845.42
TOTAL			37,066.876	343,320.36
TOTAL MUTUAL FUND - FIXED INCOME			1,054,829.479	10,109,914.09
MUTUAL FUND - DOMESTIC EQUITY				
ALGER FUNDS SMALL CAP FOCUS Z				
06/05/2024	06/06/2024	PURCHASED 2,373.222 SHS ALGER FUNDS SMALL CAP FOCUS Z ON 06/05/2024 AT 19.03	2,373.222	45,162.42
TOTAL			2,373.222	45,162.42
ALGER FUNDS FOCUS EQUITY FUND CL Y				
12/14/2023	12/15/2023	PURCHASED .001 SHS ALGER FUNDS FOCUS EQUITY FUND CL Y ON 12/14/2023 AT 53.32 FOR REINVESTMENT	.001	0.03
TOTAL			.001	0.03
COLUMBIA CONTRARIAN CORE				
12/06/2023	12/07/2023	PURCHASED 6,054.954 SHS COLUMBIA CONTRARIAN CORE ON 12/06/2023 AT 31.78	6,054.954	192,426.43
12/11/2023	12/13/2023	PURCHASED 618.852 SHS COLUMBIA CONTRARIAN CORE ON 12/11/2023 AT 31.20 FOR REINVESTMENT	618.852	19,308.17

TRUST EB FORMAT

Statement Period
Account Number

07/01/2023 through 06/30/2024
115150004910
BENEFIT TRUST COMPANY
AS TRUSTEE FOR
VENTURA COUNTY COMMUNITY
COLLEGE DISTRICT
PUBLIC ENTITY INVESTMENT TRUST

Schedule Of Purchases

TRADE DATE	SETTLMT DATE	DESCRIPTION	UNITS	AVG COST
12/11/2023	12/13/2023	PURCHASED 2,243.141 SHS COLUMBIA CONTRARIAN CORE ON 12/11/2023 AT 31.20 FOR REINVESTMENT	2,243.141	69,985.99
TOTAL			8,916.947	281,720.59
PRUDENTIAL JENNISON GLOBAL OPPS Q				
01/05/2024	01/08/2024	PURCHASED 34.565 SHS PRUDENTIAL JENNISON GLOBAL OPPS Q ON 01/05/2024 AT 38.13	34.565	1,317.95
TOTAL			34.565	1,317.95
SSGA S&P INDEX FUND CL K				
12/06/2023	12/07/2023	PURCHASED 9,114.243 SHS SSGA S&P INDEX FUND CL K ON 12/06/2023 AT 345.98	9,114.243	3,153,345.67
12/26/2023	12/28/2023	PURCHASED 131.21 SHS SSGA S&P INDEX FUND CL K ON 12/26/2023 AT 357.00 FOR REINVESTMENT	131.21	46,842.14
12/26/2023	12/28/2023	PURCHASED 2.468 SHS SSGA S&P INDEX FUND CL K ON 12/26/2023 AT 357.00 FOR REINVESTMENT	2.468	880.97
12/26/2023	12/28/2023	PURCHASED 28.219 SHS SSGA S&P INDEX FUND CL K ON 12/26/2023 AT 357.00 FOR REINVESTMENT	28.219	10,074.29
TOTAL			9,276.14	3,211,143.07
SSGA INSTL INVT TR GBL ALCP EQ K				
06/05/2024	06/06/2024	PURCHASED 23,133.366 SHS SSGA INSTL INVT TR GBL ALCP EQ K ON 06/05/2024 AT 108.56	23,133.366	2,511,358.22
TOTAL			23,133.366	2,511,358.22

TRUST EB FORMAT

Statement Period
Account Number

07/01/2023 through 06/30/2024
115150004910
BENEFIT TRUST COMPANY
AS TRUSTEE FOR
VENTURA COUNTY COMMUNITY
COLLEGE DISTRICT
PUBLIC ENTITY INVESTMENT TRUST

Schedule Of Purchases

TRADE DATE	SETTLMT DATE	DESCRIPTION	UNITS	AVG COST
THORNBURG INVESTMENT INCOME BUILDER R6				
09/14/2023	09/18/2023	PURCHASED 998.203 SHS THORNBURG INVESTMENT INCOME BUILDER R6 ON 09/14/2023 AT 23.17 FOR REINVESTMENT	998.203	23,128.37
12/06/2023	12/07/2023	PURCHASED 26,268.774 SHS THORNBURG INVESTMENT INCOME BUILDER R6 ON 12/06/2023 AT 23.14	26,268.774	607,859.42
12/26/2023	12/28/2023	PURCHASED 1,357.984 SHS THORNBURG INVESTMENT INCOME BUILDER R6 ON 12/26/2023 AT 23.97 FOR REINVESTMENT	1,357.984	32,550.88
02/23/2024	02/26/2024	PURCHASED 1,281.092 SHS THORNBURG INVESTMENT INCOME BUILDER R6 ON 02/23/2024 AT 24.04	1,281.092	30,797.45
03/21/2024	03/25/2024	PURCHASED 1,019.046 SHS THORNBURG INVESTMENT INCOME BUILDER R6 ON 03/21/2024 AT 24.81 FOR REINVESTMENT	1,019.046	25,282.52
06/20/2024	06/24/2024	PURCHASED 1,109.57 SHS THORNBURG INVESTMENT INCOME BUILDER R6 ON 06/20/2024 AT 25.64 FOR REINVESTMENT	1,109.57	28,449.38
TOTAL			32,034.669	748,068.02
UNDISCOVERED MANAGERS BEHAVIORAL VALUE R6				
12/13/2023	12/15/2023	PURCHASED 177.226 SHS UNDISCOVERED MANAGERS BEHAVIORAL VALUE R6 ON 12/13/2023 AT 79.31 FOR REINVESTMENT	177.226	14,055.78

TRUST EB FORMAT

Statement Period
Account Number

07/01/2023 through 06/30/2024
115150004910
BENEFIT TRUST COMPANY
AS TRUSTEE FOR
VENTURA COUNTY COMMUNITY
COLLEGE DISTRICT
PUBLIC ENTITY INVESTMENT TRUST

Schedule Of Purchases

TRADE DATE	SETTLMT DATE	DESCRIPTION	UNITS	AVG COST
12/13/2023	12/15/2023	PURCHASED 341.581 SHS UNDISCOVERED MANAGERS BEHAVIORAL VALUE R6 ON 12/13/2023 AT 79.31 FOR REINVESTMENT	341.581	27,090.77
12/20/2023	12/22/2023	PURCHASED 152.832 SHS UNDISCOVERED MANAGERS BEHAVIORAL VALUE R6 ON 12/20/2023 AT 78.76 FOR REINVESTMENT	152.832	12,037.01
02/23/2024	02/26/2024	PURCHASED 14.21 SHS UNDISCOVERED MANAGERS BEHAVIORAL VALUE R6 ON 02/23/2024 AT 79.61	14.21	1,131.27
06/05/2024	06/06/2024	PURCHASED 32.706 SHS UNDISCOVERED MANAGERS BEHAVIORAL VALUE R6 ON 06/05/2024 AT 82.36	32.706	2,693.65
TOTAL			718.555	57,008.48
TOTAL MUTUAL FUND - DOMESTIC EQUITY			76,487.465	6,855,778.78
MUTUAL FUND - INTERNATIONAL EQUITY				
GOLDMAN SACHS TR II GQG PARTNRS R6				
12/06/2023	12/07/2023	PURCHASED 6,497.735 SHS GOLDMAN SACHS TR II GQG PARTNRS R6 ON 12/06/2023 AT 19.21	6,497.735	124,821.48
12/20/2023	12/22/2023	PURCHASED 1,397.409 SHS GOLDMAN SACHS TR II GQG PARTNRS R6 ON 12/20/2023 AT 19.29 FOR REINVESTMENT	1,397.409	26,956.02
TOTAL			7,895.144	151,777.50

TRUST EB FORMAT

Statement Period
Account Number

07/01/2023 through 06/30/2024
115150004910
BENEFIT TRUST COMPANY
AS TRUSTEE FOR
VENTURA COUNTY COMMUNITY
COLLEGE DISTRICT
PUBLIC ENTITY INVESTMENT TRUST

Schedule Of Purchases

TRADE DATE	SETTLMT DATE	DESCRIPTION	UNITS	AVG COST
HARTFORD INTERNATIONAL VALUE - Y				
12/27/2023	12/29/2023	PURCHASED 1,418.672 SHS HARTFORD INTERNATIONAL VALUE - Y ON 12/27/2023 AT 18.10 FOR REINVESTMENT	1,418.672	25,677.97
02/23/2024	02/26/2024	PURCHASED 938.542 SHS HARTFORD INTERNATIONAL VALUE - Y ON 02/23/2024 AT 18.14	938.542	17,025.15
06/10/2024	06/11/2024	PURCHASED 2.81 SHS HARTFORD INTERNATIONAL VALUE - Y ON 06/10/2024 AT 19.14	2.81	53.78
06/12/2024	06/13/2024	PURCHASED 154.271 SHS HARTFORD INTERNATIONAL VALUE - Y ON 06/12/2024 AT 19.03	154.271	2,935.77
TOTAL			2,514.295	45,692.67
AMERICAN FUNDS NEW PERSPECTIVE F2				
12/14/2023	12/18/2023	PURCHASED 200.723 SHS AMERICAN FUNDS NEW PERSPECTIVE F2 ON 12/14/2023 AT 54.74 FOR REINVESTMENT	200.723	10,987.56
12/14/2023	12/18/2023	PURCHASED 768.054 SHS AMERICAN FUNDS NEW PERSPECTIVE F2 ON 12/14/2023 AT 54.74 FOR REINVESTMENT	768.054	42,043.30
12/15/2023	12/18/2023	PURCHASED .001 SHS AMERICAN FUNDS NEW PERSPECTIVE F2 ON 12/15/2023 AT 54.73	.001	0.05
06/05/2024	06/06/2024	PURCHASED 1.689 SHS AMERICAN FUNDS NEW PERSPECTIVE F2 ON 06/05/2024 AT 61.87	1.689	104.52
TOTAL			970.467	53,135.43

TRUST EB FORMAT

Statement Period
Account Number

07/01/2023 through 06/30/2024
115150004910
BENEFIT TRUST COMPANY
AS TRUSTEE FOR
VENTURA COUNTY COMMUNITY
COLLEGE DISTRICT
PUBLIC ENTITY INVESTMENT TRUST

Schedule Of Purchases

TRADE DATE	SETTLMT DATE	DESCRIPTION	UNITS	AVG COST
AMERICAN FUNDS NEW WORLD F2				
12/06/2023	12/07/2023	PURCHASED 4,415.149 SHS AMERICAN FUNDS NEW WORLD F2 ON 12/06/2023 AT 72.99	4,415.149	322,261.71
12/14/2023	12/18/2023	PURCHASED 137.078 SHS AMERICAN FUNDS NEW WORLD F2 ON 12/14/2023 AT 73.34 FOR REINVESTMENT	137.078	10,053.29
12/14/2023	12/18/2023	PURCHASED 107.57 SHS AMERICAN FUNDS NEW WORLD F2 ON 12/14/2023 AT 73.34 FOR REINVESTMENT	107.57	7,889.15
06/05/2024	06/06/2024	PURCHASED 109.122 SHS AMERICAN FUNDS NEW WORLD F2 ON 06/05/2024 AT 80.23	109.122	8,754.84
TOTAL			4,768.919	348,958.99
TOTAL MUTUAL FUND - INTERNATIONAL EQUITY			16,148.825	599,564.59
MUTUAL FUND - REAL ESTATE				
COHEN AND STEERS REAL ESTATE SECURITIES - Z				
09/29/2023	10/03/2023	PURCHASED 857.066 SHS COHEN AND STEERS REAL ESTATE SECURITIES - Z ON 09/29/2023 AT 14.35 FOR REINVESTMENT	857.066	12,298.89
12/07/2023	12/11/2023	PURCHASED 624.934 SHS COHEN AND STEERS REAL ESTATE SECURITIES - Z ON 12/07/2023 AT 15.75 FOR REINVESTMENT	624.934	9,842.71
02/23/2024	02/26/2024	PURCHASED 3,211.971 SHS COHEN AND STEERS REAL ESTATE SECURITIES - Z ON 02/23/2024 AT 16.12	3,211.971	51,776.97

TRUST EB FORMAT

Statement Period
Account Number

07/01/2023 through 06/30/2024
115150004910
BENEFIT TRUST COMPANY
AS TRUSTEE FOR
VENTURA COUNTY COMMUNITY
COLLEGE DISTRICT
PUBLIC ENTITY INVESTMENT TRUST

Schedule Of Purchases

TRADE DATE	SETTLMT DATE	DESCRIPTION	UNITS	AVG COST
03/28/2024	04/02/2024	PURCHASED 497.661 SHS COHEN AND STEERS REAL ESTATE SECURITIES - Z ON 03/28/2024 AT 16.44 FOR REINVESTMENT	497.661	8,181.54
06/05/2024	06/06/2024	PURCHASED 1,024.307 SHS COHEN AND STEERS REAL ESTATE SECURITIES - Z ON 06/05/2024 AT 16.41	1,024.307	16,808.88
06/28/2024	07/02/2024	PURCHASED 591.042 SHS COHEN AND STEERS REAL ESTATE SECURITIES - Z ON 06/28/2024 AT 16.51 FOR REINVESTMENT	591.042	9,758.10
TOTAL			6,806.981	108,667.09
PRUDENTIAL FUNDS GLOBAL REAL ESTATE CL Q				
07/14/2023	07/17/2023	PURCHASED 149.825 SHS PRUDENTIAL FUNDS GLOBAL REAL ESTATE CL Q ON 07/14/2023 AT 18.70 FOR REINVESTMENT	149.825	2,801.72
10/20/2023	10/23/2023	PURCHASED 173.146 SHS PRUDENTIAL FUNDS GLOBAL REAL ESTATE CL Q ON 10/20/2023 AT 16.22 FOR REINVESTMENT	173.146	2,808.43
12/06/2023	12/07/2023	PURCHASED 290.692 SHS PRUDENTIAL FUNDS GLOBAL REAL ESTATE CL Q ON 12/06/2023 AT 18.09	290.692	5,258.62
12/15/2023	12/18/2023	PURCHASED 190.036 SHS PRUDENTIAL FUNDS GLOBAL REAL ESTATE CL Q ON 12/15/2023 AT 18.92 FOR REINVESTMENT	190.036	3,595.49
02/23/2024	02/26/2024	PURCHASED 526.549 SHS PRUDENTIAL FUNDS GLOBAL REAL ESTATE CL Q ON 02/23/2024 AT 18.68	526.549	9,835.94

TRUST EB FORMAT

Statement Period 07/01/2023 through 06/30/2024
Account Number 115150004910
BENEFIT TRUST COMPANY
AS TRUSTEE FOR
VENTURA COUNTY COMMUNITY
COLLEGE DISTRICT
PUBLIC ENTITY INVESTMENT TRUST

Schedule Of Purchases

TRADE DATE	SETTLMT DATE	DESCRIPTION	UNITS	AVG COST
04/19/2024	04/22/2024	PURCHASED 195.796 SHS PRUDENTIAL FUNDS GLOBAL REAL ESTATE CL Q ON 04/19/2024 AT 17.82 FOR REINVESTMENT	195.796	3,489.09
06/05/2024	06/06/2024	PURCHASED 459.965 SHS PRUDENTIAL FUNDS GLOBAL REAL ESTATE CL Q ON 06/05/2024 AT 18.94	459.965	8,711.74
TOTAL			1,986.009	36,501.03
TOTAL MUTUAL FUND - REAL ESTATE			8,792.99	145,168.12
TOTAL PURCHASES			1,156,258.759	17,710,425.58

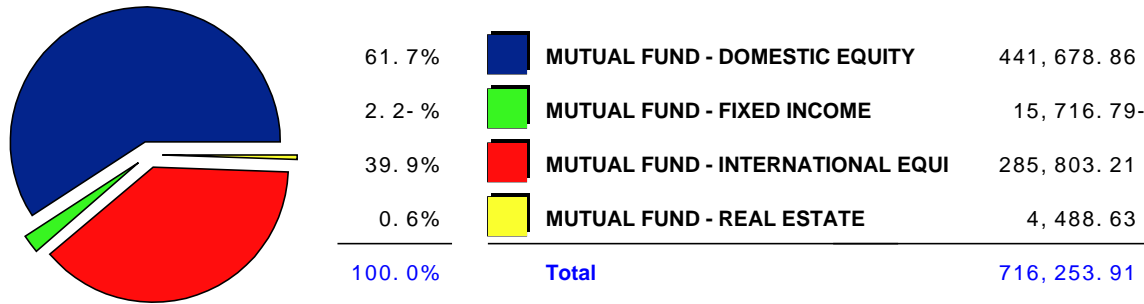
TRUST EB FORMAT

Statement Period
Account Number

07/01/2023 through 06/30/2024
115150004910
BENEFIT TRUST COMPANY
AS TRUSTEE FOR
VENTURA COUNTY COMMUNITY
COLLEGE DISTRICT
PUBLIC ENTITY INVESTMENT TRUST

Schedule Of Sales

Realized Gains & Losses Allocation



Realized Gains & Losses Schedule

TRADE DATE	SETTLMT DATE	DESCRIPTION	PROCEEDS	MKT / COST BASIS	MKT / COST GAIN / LOSS
MUTUAL FUND - FIXED INCOME					
BLACKROCK TOTAL RETURN - K					
06/05/2024	06/06/2024	SOLD 222,171.361 SHS BLACKROCK TOTAL RETURN - K ON 06/05/2024 AT 9.84	2,186,166.19	2,210,202.42 2,544,924.50	24,036.23- 358,758.31-
06/07/2024	06/10/2024	SOLD .5 SHS BLACKROCK TOTAL RETURN - K ON 06/07/2024 AT 9.75	4.88	4.97 5.73	0.09- 0.85-
TOTAL 222,171.861 SHS			2,186,171.07	2,210,207.39 2,544,930.23	24,036.32- 358,759.16-

TRUST EB FORMAT

Statement Period
Account Number

07/01/2023 through 06/30/2024
115150004910
BENEFIT TRUST COMPANY
AS TRUSTEE FOR
VENTURA COUNTY COMMUNITY
COLLEGE DISTRICT
PUBLIC ENTITY INVESTMENT TRUST

Schedule Of Sales

TRADE DATE	SETTLMT DATE	DESCRIPTION	PROCEEDS	MKT / COST BASIS	MKT / COST GAIN / LOSS
GUGGENHEIM INVESTMENTS FDS TR MACRO OPPTY R6					
12/06/2023	12/07/2023	SOLD 41,690.422 SHS GUGGENHEIM INVESTMENTS FDS TR MACRO OPPTY R6 ON 12/06/2023 AT 23.93	997,651.80	993,356.47 1,091,892.40	4,295.33 94,240.60-
12/19/2023	12/20/2023	SOLD .5 SHS GUGGENHEIM INVESTMENTS FDS TR MACRO OPPTY R6 ON 12/19/2023 AT 24.21	12.11	11.91 13.10	0.20 0.99-
TOTAL 41,690.922 SHS			997,663.91	993,368.38 1,091,905.50	4,295.53 94,241.59-
GUGGENHEIM INVESTMENTS INVESTMENT GRADE BOND FUND					
06/05/2024	06/06/2024	SOLD 135,953.729 SHS GUGGENHEIM INVESTMENTS INVESTMENT GRADE BOND FUND ON 06/05/2024 AT 16.09	2,187,495.50	2,197,866.19 2,475,679.59	10,370.69- 288,184.09-
06/07/2024	06/10/2024	SOLD .5 SHS GUGGENHEIM INVESTMENTS INVESTMENT GRADE BOND FUND ON 06/07/2024 AT 15.96	7.98	8.08 9.10	0.10- 1.12-
TOTAL 135,954.229 SHS			2,187,503.48	2,197,874.27 2,475,688.69	10,370.79- 288,185.21-
PRUDENTIAL GBL TOTL RTRN FD INC PGIM TTL R6					
12/06/2023	12/07/2023	SOLD 193,683.125 SHS PRUDENTIAL GBL TOTL RTRN FD INC PGIM TTL R6 ON 12/06/2023 AT 5.11	989,720.77	985,509.38 1,303,947.06	4,211.39 314,226.29-
12/19/2023	12/20/2023	SOLD .5 SHS PRUDENTIAL GBL TOTL RTRN FD INC PGIM TTL R6 ON 12/19/2023 AT 5.24	2.62	2.54 3.37	0.08 0.75-
TOTAL 193,683.625 SHS			989,723.39	985,511.92 1,303,950.43	4,211.47 314,227.04-

TRUST EB FORMAT

Statement Period
Account Number

07/01/2023 through 06/30/2024
115150004910
BENEFIT TRUST COMPANY
AS TRUSTEE FOR
VENTURA COUNTY COMMUNITY
COLLEGE DISTRICT
PUBLIC ENTITY INVESTMENT TRUST

Schedule Of Sales

TRADE DATE	SETTLMT DATE	DESCRIPTION	PROCEEDS	MKT / COST BASIS	MKT / COST GAIN / LOSS
PRUDENTIAL FUNDS TOTAL RETURN BOND CL R6					
06/05/2024	06/06/2024	SOLD 184,211.395 SHS PRUDENTIAL FUNDS TOTAL RETURN BOND CL R6 ON 06/05/2024 AT 11.89	2,190,273.49	2,180,090.16 2,562,641.32	10,183.33 372,367.83-
06/07/2024	06/10/2024	SOLD .5 SHS PRUDENTIAL FUNDS TOTAL RETURN BOND CL R6 ON 06/07/2024 AT 11.81	5.91	5.92 6.96	0.01- 1.05-
TOTAL 184,211.895 SHS			2,190,279.40	2,180,096.08 2,562,648.28	10,183.32 372,368.88-
TOTAL MUTUAL FUND - FIXED INCOME			8,551,341.25	8,567,058.04 9,979,123.13	15,716.79- 1,427,781.88-
MUTUAL FUND - DOMESTIC EQUITY					
ALGER FUNDS SMALL CAP FOCUS Z					
12/06/2023	12/07/2023	SOLD 29,099.68 SHS ALGER FUNDS SMALL CAP FOCUS Z ON 12/06/2023 AT 16.76	487,710.63	507,789.42 414,668.78	20,078.79- 73,041.85
02/23/2024	02/26/2024	SOLD 2,015.27 SHS ALGER FUNDS SMALL CAP FOCUS Z ON 02/23/2024 AT 19.06	38,411.05	35,166.46 28,717.48	3,244.59 9,693.57
06/07/2024	06/10/2024	SOLD 144.865 SHS ALGER FUNDS SMALL CAP FOCUS Z ON 06/07/2024 AT 18.65	2,701.74	2,542.37 2,108.13	159.37 593.61
TOTAL 31,259.815 SHS			528,823.42	545,498.25 445,494.39	16,674.83- 83,329.03
ALGER FUNDS FOCUS EQUITY FUND CL Y					
09/07/2023	09/08/2023	SOLD 18.723 SHS ALGER FUNDS FOCUS EQUITY FUND CL Y ON 09/07/2023 AT 49.71	930.70	923.79 791.93	6.91 138.77

TRUST EB FORMAT

Statement Period
Account Number

07/01/2023 through 06/30/2024
115150004910
BENEFIT TRUST COMPANY
AS TRUSTEE FOR
VENTURA COUNTY COMMUNITY
COLLEGE DISTRICT
PUBLIC ENTITY INVESTMENT TRUST

Schedule Of Sales

TRADE DATE	SETTLMT DATE	DESCRIPTION	PROCEEDS	MKT / COST BASIS	MKT / COST GAIN / LOSS
12/06/2023	12/07/2023	SOLD 35,135.597 SHS ALGER FUNDS FOCUS EQUITY FUND CL Y ON 12/06/2023 AT 51.55	1,811,240.03	1,733,590.36 1,486,133.17	77,649.67 325,106.86
12/15/2023	12/18/2023	SOLD .001 SHS ALGER FUNDS FOCUS EQUITY FUND CL Y ON 12/15/2023 AT 53.51	0.05	0.05 0.04	0.01
12/19/2023	12/20/2023	SOLD .5 SHS ALGER FUNDS FOCUS EQUITY FUND CL Y ON 12/19/2023 AT 54.23	27.12	24.65 21.14	2.47 5.98
TOTAL 35,154.821 SHS			1,812,197.90	1,734,538.85 1,486,946.28	77,659.05 325,251.62
COLUMBIA CONTRARIAN CORE					
09/07/2023	09/08/2023	SOLD 228.017 SHS COLUMBIA CONTRARIAN CORE ON 09/07/2023 AT 30.73	7,006.96	6,938.56 6,176.99	68.40 829.97
02/23/2024	02/26/2024	SOLD 5,137.208 SHS COLUMBIA CONTRARIAN CORE ON 02/23/2024 AT 34.80	178,774.83	156,905.51 141,412.63	21,869.32 37,362.20
06/05/2024	06/06/2024	SOLD 1,356.842 SHS COLUMBIA CONTRARIAN CORE ON 06/05/2024 AT 36.98	50,176.00	41,441.96 37,349.97	8,734.04 12,826.03
TOTAL 6,722.067 SHS			235,957.79	205,286.03 184,939.59	30,671.76 51,018.20
CLEARBRIDGE SELECT - IS					
12/06/2023	12/07/2023	SOLD 25,577.713 SHS CLEARBRIDGE SELECT - IS ON 12/06/2023 AT 43.96	1,124,396.26	1,118,769.17 1,047,909.95	5,627.09 76,486.31
12/19/2023	12/20/2023	SOLD .5 SHS CLEARBRIDGE SELECT - IS ON 12/19/2023 AT 46.58	23.29	21.87 20.48	1.42 2.81
TOTAL 25,578.213 SHS			1,124,419.55	1,118,791.04 1,047,930.43	5,628.51 76,489.12

TRUST EB FORMAT

Statement Period
Account Number

07/01/2023 through 06/30/2024
115150004910
BENEFIT TRUST COMPANY
AS TRUSTEE FOR
VENTURA COUNTY COMMUNITY
COLLEGE DISTRICT
PUBLIC ENTITY INVESTMENT TRUST

Schedule Of Sales

TRADE DATE	SETTLMT DATE	DESCRIPTION	PROCEEDS	MKT / COST BASIS	MKT / COST GAIN / LOSS
		PRUDENTIAL JENNISON GLOBAL OPPS Q			
11/07/2023	11/08/2023	SOLD 15.975 SHS PRUDENTIAL JENNISON GLOBAL OPPS Q ON 11/07/2023 AT 36.62	585.01	587.40 472.04	2.39- 112.97
12/06/2023	12/07/2023	SOLD 1,021.986 SHS PRUDENTIAL JENNISON GLOBAL OPPS Q ON 12/06/2023 AT 38.00	38,835.48	37,578.43 30,198.50	1,257.05 8,636.98
02/09/2024	02/12/2024	SOLD 188.392 SHS PRUDENTIAL JENNISON GLOBAL OPPS Q ON 02/09/2024 AT 44.67	8,415.47	6,927.53 5,569.03	1,487.94 2,846.44
02/23/2024	02/26/2024	SOLD 2,229.061 SHS PRUDENTIAL JENNISON GLOBAL OPPS Q ON 02/23/2024 AT 44.81	99,884.24	81,966.81 65,892.92	17,917.43 33,991.32
06/05/2024	06/06/2024	SOLD 22,288.317 SHS PRUDENTIAL JENNISON GLOBAL OPPS Q ON 06/05/2024 AT 46.89	1,045,099.18	819,583.81 658,861.41	225,515.37 386,237.77
06/07/2024	06/10/2024	SOLD .5 SHS PRUDENTIAL JENNISON GLOBAL OPPS Q ON 06/07/2024 AT 46.72	23.36	18.39 14.78	4.97 8.58
		TOTAL 25,744.231 SHS	1,192,842.74	946,662.37 761,008.68	246,180.37 431,834.06
		SSGA S&P INDEX FUND CL K			
12/08/2023	12/11/2023	SOLD 22.743 SHS SSGA S&P INDEX FUND CL K ON 12/08/2023 AT 350.22	7,965.10	7,868.62 7,868.62	96.48 96.48
02/23/2024	02/26/2024	SOLD 469.19 SHS SSGA S&P INDEX FUND CL K ON 02/23/2024 AT 381.39	178,944.54	162,420.82 162,420.82	16,523.72 16,523.72

TRUST EB FORMAT

Statement Period
Account Number

07/01/2023 through 06/30/2024
115150004910
BENEFIT TRUST COMPANY
AS TRUSTEE FOR
VENTURA COUNTY COMMUNITY
COLLEGE DISTRICT
PUBLIC ENTITY INVESTMENT TRUST

Schedule Of Sales

TRADE DATE	SETTLMT DATE	DESCRIPTION	PROCEEDS	MKT / COST BASIS	MKT / COST GAIN / LOSS
06/05/2024	06/06/2024	SOLD 82.48 SHS SSGA S&P INDEX FUND CL K ON 06/05/2024 AT 402.84	33,226.13	28,552.33 28,552.33	4,673.80 4,673.80
TOTAL 574.413 SHS			220,135.77	198,841.77 198,841.77	21,294.00 21,294.00
THORNBURG INVESTMENT INCOME BUILDER R6					
10/11/2023	10/12/2023	SOLD 245.719 SHS THORNBURG INVESTMENT INCOME BUILDER R6 ON 10/11/2023 AT 22.63	5,560.62	5,596.31 5,349.46	35.69- 211.16
04/09/2024	04/10/2024	SOLD 187.132 SHS THORNBURG INVESTMENT INCOME BUILDER R6 ON 04/09/2024 AT 25.03	4,683.92	4,288.33 4,153.51	395.59 530.41
06/05/2024	06/06/2024	SOLD 13,943.024 SHS THORNBURG INVESTMENT INCOME BUILDER R6 ON 06/05/2024 AT 25.68	358,056.86	319,519.19 309,474.15	38,537.67 48,582.71
TOTAL 14,375.875 SHS			368,301.40	329,403.83 318,977.12	38,897.57 49,324.28
UNDISCOVERED MANAGERS BEHAVIORAL VALUE R6					
08/07/2023	08/08/2023	SOLD 97.461 SHS UNDISCOVERED MANAGERS BEHAVIORAL VALUE R6 ON 08/07/2023 AT 82.97	8,086.30	7,411.91 6,383.37	674.39 1,702.93
12/06/2023	12/07/2023	SOLD 7,796.025 SHS UNDISCOVERED MANAGERS BEHAVIORAL VALUE R6 ON 12/06/2023 AT 80.82	630,074.75	592,887.70 510,614.00	37,187.05 119,460.75
01/09/2024	01/10/2024	SOLD 67.602 SHS UNDISCOVERED MANAGERS BEHAVIORAL VALUE R6 ON 01/09/2024 AT 78.68	5,318.96	5,157.97 4,501.22	160.99 817.74
TOTAL 7,961.088 SHS			643,480.01	605,457.58 521,498.59	38,022.43 121,981.42

TRUST EB FORMAT

Statement Period
Account Number

07/01/2023 through 06/30/2024
115150004910
BENEFIT TRUST COMPANY
AS TRUSTEE FOR
VENTURA COUNTY COMMUNITY
COLLEGE DISTRICT
PUBLIC ENTITY INVESTMENT TRUST

Schedule Of Sales

TRADE DATE	SETTLMT DATE	DESCRIPTION	PROCEEDS	MKT / COST BASIS	MKT / COST GAIN / LOSS
TOTAL MUTUAL FUND - DOMESTIC EQUITY			6,126,158.58	5,684,479.72	441,678.86
MUTUAL FUND - INTERNATIONAL EQUITY				4,965,636.85	1,160,521.73
GOLDMAN SACHS TR II GQG PARTNRS R6					
11/07/2023	11/08/2023	SOLD 230.506 SHS GOLDMAN SACHS TR II GQG PARTNRS R6 ON 11/07/2023 AT 18.27	4,211.35	4,227.48 3,503.80	16.13- 707.55
01/09/2024	01/10/2024	SOLD 140.839 SHS GOLDMAN SACHS TR II GQG PARTNRS R6 ON 01/09/2024 AT 19.88	2,799.87	2,599.75 2,217.09	200.12 582.78
02/23/2024	02/26/2024	SOLD 4,713.998 SHS GOLDMAN SACHS TR II GQG PARTNRS R6 ON 02/23/2024 AT 21.76	102,576.59	87,015.64 74,207.68	15,560.95 28,368.91
03/07/2024	03/08/2024	SOLD 184.327 SHS GOLDMAN SACHS TR II GQG PARTNRS R6 ON 03/07/2024 AT 22.85	4,211.87	3,402.49 2,901.67	809.38 1,310.20
06/05/2024	06/06/2024	SOLD 53,625.683 SHS GOLDMAN SACHS TR II GQG PARTNRS R6 ON 06/05/2024 AT 23.31	1,250,014.67	989,875.91 844,174.60	260,138.76 405,840.07
06/07/2024	06/10/2024	SOLD .5 SHS GOLDMAN SACHS TR II GQG PARTNRS R6 ON 06/07/2024 AT 23.30	11.65	9.23 7.87	2.42 3.78
TOTAL 58,895.853 SHS			1,363,826.00	1,087,130.50 927,012.71	276,695.50 436,813.29
HARTFORD INTERNATIONAL VALUE - Y					
10/11/2023	10/12/2023	SOLD 119.687 SHS HARTFORD INTERNATIONAL VALUE - Y ON 10/11/2023 AT 17.22	2,061.01	2,058.62 1,801.16	2.39 259.85

TRUST EB FORMAT

Statement Period
Account Number

07/01/2023 through 06/30/2024
115150004910
BENEFIT TRUST COMPANY
AS TRUSTEE FOR
VENTURA COUNTY COMMUNITY
COLLEGE DISTRICT
PUBLIC ENTITY INVESTMENT TRUST

Schedule Of Sales

TRADE DATE	SETTLMT DATE	DESCRIPTION	PROCEEDS	MKT / COST BASIS	MKT / COST GAIN / LOSS
11/07/2023	11/08/2023	SOLD 154.486 SHS HARTFORD INTERNATIONAL VALUE - Y ON 11/07/2023 AT 17.09	2,640.17	2,657.16 2,324.85	16.99- 315.32
12/06/2023	12/07/2023	SOLD 1,042.953 SHS HARTFORD INTERNATIONAL VALUE - Y ON 12/06/2023 AT 17.85	18,616.71	17,938.79 15,695.33	677.92 2,921.38
12/08/2023	12/11/2023	SOLD 2.584 SHS HARTFORD INTERNATIONAL VALUE - Y ON 12/08/2023 AT 17.92	46.31	44.44 38.89	1.87 7.42
04/09/2024	04/10/2024	SOLD 214.412 SHS HARTFORD INTERNATIONAL VALUE - Y ON 04/09/2024 AT 19.15	4,105.99	3,696.24 3,254.63	409.75 851.36
05/07/2024	05/08/2024	SOLD 441.809 SHS HARTFORD INTERNATIONAL VALUE - Y ON 05/07/2024 AT 19.26	8,509.25	7,616.32 6,706.36	892.93 1,802.89
06/05/2024	06/06/2024	SOLD 1,167.2 SHS HARTFORD INTERNATIONAL VALUE - Y ON 06/05/2024 AT 19.35	22,585.32	20,121.29 17,717.31	2,464.03 4,868.01
TOTAL 3,143.131 SHS			58,564.76	54,132.86 47,538.53	4,431.90 11,026.23
AMERICAN FUNDS NEW PERSPECTIVE F2					
12/06/2023	12/07/2023	SOLD 68.936 SHS AMERICAN FUNDS NEW PERSPECTIVE F2 ON 12/06/2023 AT 55.49	3,825.28	3,805.27 2,957.98	20.01 867.30
02/23/2024	02/26/2024	SOLD 920.787 SHS AMERICAN FUNDS NEW PERSPECTIVE F2 ON 02/23/2024 AT 58.86	54,197.51	50,804.62 40,097.06	3,392.89 14,100.45
06/07/2024	06/10/2024	SOLD 31.375 SHS AMERICAN FUNDS NEW PERSPECTIVE F2 ON 06/07/2024 AT 61.65	1,934.26	1,731.14 1,366.33	203.12 567.93

TRUST EB FORMAT

Statement Period
Account Number

07/01/2023 through 06/30/2024
115150004910
BENEFIT TRUST COMPANY
AS TRUSTEE FOR
VENTURA COUNTY COMMUNITY
COLLEGE DISTRICT
PUBLIC ENTITY INVESTMENT TRUST

Schedule Of Sales

TRADE DATE	SETTLMT DATE	DESCRIPTION	PROCEEDS	MKT / COST BASIS	MKT / COST GAIN / LOSS
TOTAL 1,021.098 SHS			59,957.05	56,341.03 44,421.37	3,616.02 15,535.68
AMERICAN FUNDS NEW WORLD F2					
02/23/2024	02/26/2024	SOLD 205.22 SHS AMERICAN FUNDS NEW WORLD F2 ON 02/23/2024 AT 77.04	15,810.15	15,089.20 14,043.88	720.95 1,766.27
06/07/2024	06/10/2024	SOLD 51.968 SHS AMERICAN FUNDS NEW WORLD F2 ON 06/07/2024 AT 80.13	4,164.22	3,825.38 3,563.96	338.84 600.26
TOTAL 257.188 SHS			19,974.37	18,914.58 17,607.84	1,059.79 2,366.53
TOTAL MUTUAL FUND - INTERNATIONAL EQUITY			1,502,322.18	1,216,518.97 1,036,580.45	285,803.21 465,741.73
MUTUAL FUND - REAL ESTATE					
COHEN AND STEERS REAL ESTATE SECURITIES - Z					
07/10/2023	07/11/2023	SOLD 498.071 SHS COHEN AND STEERS REAL ESTATE SECURITIES - Z ON 07/10/2023 AT 15.88	7,909.36	7,869.52 8,213.55	39.84 304.19-
12/06/2023	12/07/2023	SOLD 41,838.473 SHS COHEN AND STEERS REAL ESTATE SECURITIES - Z ON 12/06/2023 AT 15.89	664,813.33	660,578.05 689,252.95	4,235.28 24,439.62-
03/07/2024	03/08/2024	SOLD 264.031 SHS COHEN AND STEERS REAL ESTATE SECURITIES - Z ON 03/07/2024 AT 16.57	4,375.00	4,172.50 4,343.91	202.50 31.09
TOTAL 42,600.575 SHS			677,097.69	672,620.07 701,810.41	4,477.62 24,712.72-

TRUST EB FORMAT

Statement Period
Account Number

07/01/2023 through 06/30/2024
115150004910
BENEFIT TRUST COMPANY
AS TRUSTEE FOR
VENTURA COUNTY COMMUNITY
COLLEGE DISTRICT
PUBLIC ENTITY INVESTMENT TRUST

Schedule Of Sales

TRADE DATE	SETTLMT DATE	DESCRIPTION	PROCEEDS	MKT / COST BASIS	MKT / COST GAIN / LOSS
		PRUDENTIAL FUNDS GLOBAL REAL ESTATE CL Q			
01/09/2024	01/10/2024	SOLD 14.598 SHS PRUDENTIAL FUNDS GLOBAL REAL ESTATE CL Q ON 01/09/2024 AT 18.91	276.04	265.03 337.60	11.01 61.56-
		TOTAL 14.598 SHS	276.04	265.03 337.60	11.01 61.56-
		TOTAL MUTUAL FUND - REAL ESTATE	677,373.73	672,885.10 702,148.01	4,488.63 24,774.28-
		TOTAL SALES	16,857,195.74	16,140,941.83 16,683,488.44	716,253.91 173,707.30

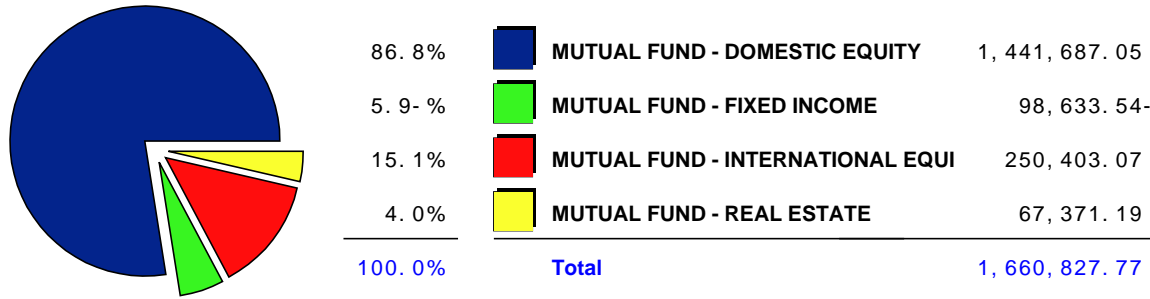
TRUST EB FORMAT

Statement Period
Account Number

07/01/2023 through 06/30/2024
115150004910
BENEFIT TRUST COMPANY
AS TRUSTEE FOR
VENTURA COUNTY COMMUNITY
COLLEGE DISTRICT
PUBLIC ENTITY INVESTMENT TRUST

Schedule Of Unrealized Gains & Losses

Unrealized Gains & Losses Allocation



Unrealized Gains & Losses Schedule

DESCRIPTION	UNITS	BEGINNING MKT/COST	ENDING MKT VALUE	GA I N / LOSS MKT / COST
MUTUAL FUND - FIXED INCOME				
COMMUNITY CAPITAL MANAGEMENT IMPACT BOND FUND INST	178,785.111	1,661,369.37 1,661,369.37	1,662,701.53	1,332.16 1,332.16
NORTHERN FUNDS BOND INDEX	304,899.489	2,777,350.93 2,777,350.93	2,762,389.37	14,961.56- 14,961.56-
TARGET PORTFOLIO TRUST TR PIGM CORE BD R6	257,095.179	2,221,263.86 2,221,263.86	2,208,447.59	12,816.27- 12,816.27-

TRUST EB FORMAT

Statement Period
Account Number

07/01/2023 through 06/30/2024
115150004910
BENEFIT TRUST COMPANY
AS TRUSTEE FOR
VENTURA COUNTY COMMUNITY
COLLEGE DISTRICT
PUBLIC ENTITY INVESTMENT TRUST

Schedule Of Unrealized Gains & Losses

DESCRIPTION	UNITS	BEGINNING MKT/COST	ENDING MKT VALUE	GA I N / LOSS MKT / COST
WELLS FARGO TR CORE BOND R6	202,322.749	2,221,466.34 2,221,466.34	2,209,364.42	12,101.92- 12,101.92-
WESTERN ASSET CORE PLUS BOND IS	240,779.441	2,270,441.22 2,712,080.71	2,210,355.27	60,085.95- 501,725.44-
TOTAL MUTUAL FUND - FIXED INCOME		11,151,891.72 11,593,531.21	11,053,258.18	98,633.54- 540,273.03-
MUTUAL FUND - DOMESTIC EQUITY				
ALGER FUNDS SMALL CAP FOCUS Z	37,368.132	655,809.12 543,794.09	683,836.82	28,027.70 140,042.73
COLUMBIA CONTRARIAN CORE	85,382.592	2,607,836.64 2,350,338.27	3,211,239.29	603,402.65 860,901.02
SSGA S&P INDEX FUND CL K	8,701.727	3,012,301.30 3,012,301.30	3,578,585.23	566,283.93 566,283.93
SSGA INSTL INVT TR GBL ALCP EQ K	23,133.366	2,511,358.22 2,511,358.22	2,478,046.17	33,312.05- 33,312.05-
THORNBURG INVESTMENT INCOME BUILDER R6	92,776.337	2,129,090.64 2,063,050.65	2,363,941.07	234,850.43 300,890.42
UNDISCOVERED MANAGERS BEHAVIORAL VALUE R6	8,433.13	643,685.07 562,214.26	686,119.46	42,434.39 123,905.20
TOTAL MUTUAL FUND - DOMESTIC EQUITY		11,560,080.99 11,043,056.79	13,001,768.04	1,441,687.05 1,958,711.25
MUTUAL FUND - INTERNATIONAL EQUITY				
HARTFORD INTERNATIONAL VALUE - Y	53,776.673	927,334.56 816,898.81	1,005,086.02	77,751.46 188,187.21

TRUST EB FORMAT

Statement Period
Account Number

07/01/2023 through 06/30/2024
115150004910
BENEFIT TRUST COMPANY
AS TRUSTEE FOR
VENTURA COUNTY COMMUNITY
COLLEGE DISTRICT
PUBLIC ENTITY INVESTMENT TRUST

Schedule Of Unrealized Gains & Losses

DESCRIPTION	UNITS	BEGINNING MKT/COST	ENDING MKT VALUE	GAIN/LOSS MKT/COST
AMERICAN FUNDS NEW PERSPECTIVE F2	17,029.552	939,620.50 741,608.53	1,057,194.59	117,574.09 315,586.06
AMERICAN FUNDS NEW WORLD F2	8,728.98	642,542.56 598,632.27	697,620.08	55,077.52 98,987.81
TOTAL MUTUAL FUND - INTERNATIONAL EQUITY		2,509,497.62 2,157,139.61	2,759,900.69	250,403.07 602,761.08
MUTUAL FUND - REAL ESTATE				
COHEN AND STEERS REAL ESTATE SECURITIES - Z	74,516.016	1,178,938.86 1,225,941.66	1,230,259.42	51,320.56 4,317.76
PRUDENTIAL FUNDS GLOBAL REAL ESTATE CL Q	27,476.338	499,405.47 630,126.33	515,456.10	16,050.63 114,670.23-
TOTAL MUTUAL FUND - REAL ESTATE		1,678,344.33 1,856,067.99	1,745,715.52	67,371.19 110,352.47-
TOTAL UNREALIZED GAINS & LOSSES		26,899,814.66 26,649,795.60	28,560,642.43	1,660,827.77 1,910,846.83

TRUST EB FORMAT

Statement Period 07/01/2023 through 06/30/2024
 Account Number 115150004910
 BENEFIT TRUST COMPANY
 AS TRUSTEE FOR
 VENTURA COUNTY COMMUNITY
 COLLEGE DISTRICT
 PUBLIC ENTITY INVESTMENT TRUST

Schedule Of Reportable Transactions

PLAN NUMBER:

EIN NUMBER: 95-2224338

DESCRIPTION	PURCH/SELL PRICE EXPENSE INCURRED	COST OF ASSET	VALUE OF ASSET ON TXN DATE	NET GAIN OR LOSS
BEGINNING MARKET VALUE: 25,330,330.91				
SECURITY TRANSACTIONS EXCEEDING 5%:				
MUTUAL FUND - FIXED INCOME				
BLACKROCK TOTAL RETURN - K				
PURCHASED 699.606 SHS ON 07/31/2023 AT 9.93 FOR REINVESTMENT	6,947.09	6,947.09	6,905.11	
PURCHASED 714.474 SHS ON 08/31/2023 AT 9.81 FOR REINVESTMENT	7,008.99	7,008.99	6,973.27	
PURCHASED 720.963 SHS ON 09/29/2023 AT 9.50 FOR REINVESTMENT	6,849.15	6,849.15	6,798.68	
PURCHASED 736.577 SHS ON 10/31/2023 AT 9.29 FOR REINVESTMENT	6,842.80	6,842.80	6,916.46	
PURCHASED 726.387 SHS ON 11/30/2023 AT 9.70 FOR REINVESTMENT	7,045.95	7,045.95	7,111.33	
PURCHASED 10,124.502 SHS ON 12/06/2023 AT 9.85	99,726.34	99,726.34	99,523.85	
PURCHASED 754.797 SHS ON 12/29/2023 AT 10.03 FOR REINVESTMENT	7,570.61	7,570.61	7,540.42	
PURCHASED 763.47 SHS ON 01/31/2024 AT 9.99 FOR REINVESTMENT	7,627.07	7,627.07	7,672.87	
PURCHASED 11,672.737 SHS ON 02/23/2024 AT 9.82	114,626.28	114,626.28	114,509.55	

TRUST EB FORMAT

Statement Period 07/01/2023 through 06/30/2024
 Account Number 115150004910
BENEFIT TRUST COMPANY
AS TRUSTEE FOR
VENTURA COUNTY COMMUNITY
COLLEGE DISTRICT
PUBLIC ENTITY INVESTMENT TRUST

Schedule Of Reportable Transactions

PLAN NUMBER :

EIN NUMBER : 95-2224338

DESCRIPTION	PURCH/SELL PRICE EXPENSE INCURRED	COST OF ASSET	VALUE OF ASSET ON TXN DATE	NET GAIN OR LOSS
PURCHASED 770.252 SHS ON 02/29/2024 AT 9.82 FOR REINVESTMENT	7,563.87	7,563.87	7,594.68	
PURCHASED 872.548 SHS ON 03/28/2024 AT 9.88 FOR REINVESTMENT	8,620.77	8,620.77	8,568.42	
PURCHASED 926.155 SHS ON 04/30/2024 AT 9.60 FOR REINVESTMENT	8,891.09	8,891.09	8,928.13	
PURCHASED 941.108 SHS ON 05/31/2024 AT 9.73 FOR REINVESTMENT	9,156.98	9,156.98	9,204.04	
SOLD 222,171.361 SHS ON 06/05/2024 AT 9.84	2,186,166.19	2,544,924.50	2,186,166.19	358,758.31-
SOLD .5 SHS ON 06/07/2024 AT 9.75	4.88	5.73	4.87	0.85-
TOTAL	2,484,648.06	2,843,407.22	2,484,417.87	358,759.16-
COMMUNITY CAPITAL MANAGEMENT IMPACT BOND FUND INST				
PURCHASED 108,741.826 SHS ON 12/06/2023 AT 9.27	1,008,036.73	1,008,036.73	1,008,036.73	
PURCHASED 40.81 SHS ON 12/26/2023 AT 9.44	385.25	385.25	387.29	
PURCHASED 274.838 SHS ON 12/28/2023 AT 9.44 FOR REINVESTMENT	2,594.47	2,594.47	2,591.72	
PURCHASED 263.82 SHS ON 01/31/2024 AT 9.43 FOR REINVESTMENT	2,487.82	2,487.82	2,495.74	
PURCHASED 6,017.507 SHS ON 02/23/2024 AT 9.31	56,022.99	56,022.99	55,962.82	

TRUST EB FORMAT

Statement Period 07/01/2023 through 06/30/2024
 Account Number 115150004910
 BENEFIT TRUST COMPANY
 AS TRUSTEE FOR
 VENTURA COUNTY COMMUNITY
 COLLEGE DISTRICT
 PUBLIC ENTITY INVESTMENT TRUST

Schedule Of Reportable Transactions

PLAN NUMBER:

EIN NUMBER: 95-2224338

DESCRIPTION	PURCH/SELL PRICE EXPENSE INCURRED	COST OF ASSET	VALUE OF ASSET ON TXN DATE	NET GAIN OR LOSS
PURCHASED 338.86 SHS ON 02/29/2024 AT 9.30 FOR REINVESTMENT	3,151.40	3,151.40	3,158.18	
PURCHASED 320.953 SHS ON 03/27/2024 AT 9.35 FOR REINVESTMENT	3,000.91	3,000.91	2,997.70	
PURCHASED 327.182 SHS ON 04/30/2024 AT 9.14 FOR REINVESTMENT	2,990.44	2,990.44	3,000.26	
PURCHASED 342.267 SHS ON 05/31/2024 AT 9.24 FOR REINVESTMENT	3,162.55	3,162.55	3,176.24	
PURCHASED 61,608.691 SHS ON 06/05/2024 AT 9.33	574,809.09	574,809.09	574,809.09	
PURCHASED 508.357 SHS ON 06/28/2024 AT 9.30 FOR REINVESTMENT	4,727.72	4,727.72	4,702.30	
TOTAL	1,661,369.37	1,661,369.37	1,661,318.07	
GUGGENHEIM INVESTMENTS INVESTMENT GRADE BOND FUND				
PURCHASED 388.667 SHS ON 07/31/2023 AT 16.14 FOR REINVESTMENT	6,273.08	6,273.08	6,234.22	
PURCHASED 431.226 SHS ON 08/31/2023 AT 15.99 FOR REINVESTMENT	6,895.30	6,895.30	6,860.81	
PURCHASED 471.616 SHS ON 09/29/2023 AT 15.53 FOR REINVESTMENT	7,324.20	7,324.20	7,277.03	
PURCHASED 517.807 SHS ON 10/31/2023 AT 15.21 FOR REINVESTMENT	7,875.84	7,875.84	7,937.98	

TRUST EB FORMAT

Statement Period 07/01/2023 through 06/30/2024
 Account Number 115150004910
 BENEFIT TRUST COMPANY
 AS TRUSTEE FOR
 VENTURA COUNTY COMMUNITY
 COLLEGE DISTRICT
 PUBLIC ENTITY INVESTMENT TRUST

Schedule Of Reportable Transactions

PLAN NUMBER:

EIN NUMBER: 95-2224338

DESCRIPTION	PURCH/SELL PRICE EXPENSE INCURRED	COST OF ASSET	VALUE OF ASSET ON TXN DATE	NET GAIN OR LOSS
PURCHASED 527.38 SHS ON 11/30/2023 AT 15.81 FOR REINVESTMENT	8,337.88	8,337.88	8,406.44	
PURCHASED 5,287.604 SHS ON 12/06/2023 AT 16.05	84,866.04	84,866.04	84,813.17	
PURCHASED 509.616 SHS ON 12/29/2023 AT 16.35 FOR REINVESTMENT	8,332.22	8,332.22	8,301.64	
PURCHASED 454.071 SHS ON 01/31/2024 AT 16.32 FOR REINVESTMENT	7,410.44	7,410.44	7,446.76	
PURCHASED 6,921.535 SHS ON 02/23/2024 AT 16.05	111,090.63	111,090.63	110,882.99	
PURCHASED 446.459 SHS ON 02/29/2024 AT 16.06 FOR REINVESTMENT	7,170.13	7,170.13	7,196.92	
PURCHASED 493.91 SHS ON 03/28/2024 AT 16.15 FOR REINVESTMENT	7,976.64	7,976.64	7,922.32	
PURCHASED 529.436 SHS ON 04/30/2024 AT 15.68 FOR REINVESTMENT	8,301.55	8,301.55	8,328.03	
PURCHASED 611.134 SHS ON 05/31/2024 AT 15.89 FOR REINVESTMENT	9,710.92	9,710.92	9,765.92	
SOLD 135,953.729 SHS ON 06/05/2024 AT 16.09	2,187,495.50	2,475,679.59	2,187,495.50	288,184.09-
SOLD .5 SHS ON 06/07/2024 AT 15.96	7.98	9.10	7.96	1.12-
TOTAL	2,469,068.35	2,757,253.56	2,468,877.69	288,185.21-

TRUST EB FORMAT

Statement Period 07/01/2023 through 06/30/2024
 Account Number 115150004910
 BENEFIT TRUST COMPANY
 AS TRUSTEE FOR
 VENTURA COUNTY COMMUNITY
 COLLEGE DISTRICT
 PUBLIC ENTITY INVESTMENT TRUST

Schedule Of Reportable Transactions

PLAN NUMBER:

EIN NUMBER: 95-2224338

DESCRIPTION	PURCH/SELL PRICE EXPENSE INCURRED	COST OF ASSET	VALUE OF ASSET ON TXN DATE	NET GAIN OR LOSS
NORTHERN FUNDS BOND INDEX				
PURCHASED 110,651.672 SHS ON 12/06/2023 AT 9.11	1,008,036.73	1,008,036.73	1,006,930.22	
PURCHASED 158.113 SHS ON 12/21/2023 AT 9.27 FOR REINVESTMENT	1,465.71	1,465.71	1,464.13	
PURCHASED 375.698 SHS ON 01/25/2024 AT 9.16 FOR REINVESTMENT	3,441.39	3,441.39	3,437.64	
PURCHASED 7,081.054 SHS ON 02/23/2024 AT 9.08	64,295.97	64,295.97	64,225.16	
PURCHASED 358.59 SHS ON 02/26/2024 AT 9.07 FOR REINVESTMENT	3,252.41	3,252.41	3,245.24	
PURCHASED 331.672 SHS ON 03/25/2024 AT 9.11 FOR REINVESTMENT	3,021.53	3,021.53	3,024.85	
PURCHASED 366.673 SHS ON 04/24/2024 AT 8.90 FOR REINVESTMENT	3,263.39	3,263.39	3,252.39	
PURCHASED 353.79 SHS ON 05/23/2024 AT 9.00 FOR REINVESTMENT	3,184.11	3,184.11	3,187.65	
PURCHASED 184,461.941 SHS ON 06/05/2024 AT 9.11	1,680,448.28	1,680,448.28	1,680,448.28	
PURCHASED 760.286 SHS ON 06/24/2024 AT 9.13 FOR REINVESTMENT	6,941.41	6,941.41	6,941.41	
TOTAL	2,777,350.93	2,777,350.93	2,776,156.97	

TRUST EB FORMAT

Statement Period 07/01/2023 through 06/30/2024
 Account Number 115150004910
 BENEFIT TRUST COMPANY
 AS TRUSTEE FOR
 VENTURA COUNTY COMMUNITY
 COLLEGE DISTRICT
 PUBLIC ENTITY INVESTMENT TRUST

Schedule Of Reportable Transactions

PLAN NUMBER:

EIN NUMBER: 95-2224338

DESCRIPTION	PURCH/SELL PRICE EXPENSE INCURRED	COST OF ASSET	VALUE OF ASSET ON TXN DATE	NET GAIN OR LOSS
PRUDENTIAL FUNDS TOTAL RETURN BOND CL R6				
PURCHASED 674.685 SHS ON 07/31/2023 AT 11.83 FOR REINVESTMENT	7,981.52	7,981.52	7,934.30	
PURCHASED 691.828 SHS ON 08/31/2023 AT 11.72 FOR REINVESTMENT	8,108.23	8,108.23	8,073.63	
PURCHASED 654.136 SHS ON 09/29/2023 AT 11.40 FOR REINVESTMENT	7,457.15	7,457.15	7,404.82	
PURCHASED 737.726 SHS ON 10/31/2023 AT 11.16 FOR REINVESTMENT	8,233.02	8,233.02	8,299.42	
PURCHASED 718.43 SHS ON 11/30/2023 AT 11.64 FOR REINVESTMENT	8,362.52	8,362.52	8,427.18	
PURCHASED 5,513.445 SHS ON 12/06/2023 AT 11.81	65,113.78	65,113.78	65,058.65	
PURCHASED 690.948 SHS ON 12/29/2023 AT 12.06 FOR REINVESTMENT	8,332.83	8,332.83	8,298.29	
PURCHASED 711.673 SHS ON 01/31/2024 AT 12.04 FOR REINVESTMENT	8,568.54	8,568.54	8,611.24	
PURCHASED 8,589.071 SHS ON 02/23/2024 AT 11.85	101,780.49	101,780.49	101,608.71	
PURCHASED 679.402 SHS ON 02/29/2024 AT 11.85 FOR REINVESTMENT	8,050.91	8,050.91	8,078.09	
PURCHASED 763.115 SHS ON 03/28/2024 AT 11.93 FOR REINVESTMENT	9,103.96	9,103.96	9,035.28	

TRUST EB FORMAT

Statement Period
Account Number

07/01/2023 through 06/30/2024
115150004910
BENEFIT TRUST COMPANY
AS TRUSTEE FOR
VENTURA COUNTY COMMUNITY
COLLEGE DISTRICT
PUBLIC ENTITY INVESTMENT TRUST

Schedule Of Reportable Transactions

PLAN NUMBER:

EIN NUMBER: 95-2224338

DESCRIPTION	PURCH/SELL PRICE EXPENSE INCURRED	COST OF ASSET	VALUE OF ASSET ON TXN DATE	NET GAIN OR LOSS
PURCHASED 747.098 SHS ON 04/30/2024 AT 11.60 FOR REINVESTMENT	8,666.34	8,666.34	8,703.69	
PURCHASED 760.161 SHS ON 05/31/2024 AT 11.76 FOR REINVESTMENT	8,939.49	8,939.49	8,985.10	
SOLD 184,211.395 SHS ON 06/05/2024 AT 11.89	2,190,273.49	2,562,641.32	2,192,115.60	372,367.83-
SOLD .5 SHS ON 06/07/2024 AT 11.81	5.91	6.96	5.90	1.05-
TOTAL	2,448,978.18	2,821,347.06	2,450,639.90	372,368.88-
TARGET PORTFOLIO TRUST TR PIGM CORE BD R6				
PURCHASED 256,325.425 SHS ON 06/05/2024 AT 8.64	2,214,651.67	2,214,651.67	2,232,594.45	
PURCHASED 769.754 SHS ON 06/28/2024 AT 8.59 FOR REINVESTMENT	6,612.19	6,612.19	6,704.56	
TOTAL	2,221,263.86	2,221,263.86	2,239,299.01	
WELLS FARGO TR CORE BOND R6				
PURCHASED 201,698.696 SHS ON 06/05/2024 AT 10.98	2,214,651.68	2,214,651.68	2,232,804.56	
PURCHASED 624.053 SHS ON 06/28/2024 AT 10.92 FOR REINVESTMENT	6,814.66	6,814.66	6,908.27	
TOTAL	2,221,466.34	2,221,466.34	2,239,712.83	
TOTAL MUTUAL FUND - FIXED INCOME	16,284,145.09	17,303,458.34	16,320,422.34	1,019,313.25-

TRUST EB FORMAT

Statement Period 07/01/2023 through 06/30/2024
 Account Number 115150004910
 BENEFIT TRUST COMPANY
 AS TRUSTEE FOR
 VENTURA COUNTY COMMUNITY
 COLLEGE DISTRICT
 PUBLIC ENTITY INVESTMENT TRUST

Schedule Of Reportable Transactions

PLAN NUMBER:

EIN NUMBER: 95-2224338

DESCRIPTION	PURCH/SELL PRICE EXPENSE INCURRED	COST OF ASSET	VALUE OF ASSET ON TXN DATE	NET GAIN OR LOSS
MUTUAL FUND - DOMESTIC EQUITY				
ALGER FUNDS FOCUS EQUITY FUND CL Y				
SOLD 18.723 SHS ON 09/07/2023 AT 49.71	930.70	791.93	929.04	138.77
SOLD 35,135.597 SHS ON 12/06/2023 AT 51.55	1,811,240.03	1,486,133.17	1,835,483.59	325,106.86
PURCHASED .001 SHS ON 12/14/2023 AT 53.32 FOR REINVESTMENT	0.03	0.03	0.05	
SOLD .001 SHS ON 12/15/2023 AT 53.51	0.05	0.04	0.05	0.01
SOLD .5 SHS ON 12/19/2023 AT 54.23	27.12	21.14	27.12	5.98
TOTAL	1,812,197.93	1,486,946.31	1,836,439.85	325,251.62
SSGA S&P INDEX FUND CL K				
PURCHASED 9,114.243 SHS ON 12/06/2023 AT 345.98	3,153,345.67	3,153,345.67	3,178,956.82	
SOLD 22.743 SHS ON 12/08/2023 AT 350.22	7,965.10	7,868.62	7,996.44	96.48
PURCHASED 131.21 SHS ON 12/26/2023 AT 357.00 FOR REINVESTMENT	46,842.14	46,842.14	46,935.13	
PURCHASED 2.468 SHS ON 12/26/2023 AT 357.00 FOR REINVESTMENT	880.97	880.97	882.83	
PURCHASED 28.219 SHS ON 12/26/2023 AT 357.00 FOR REINVESTMENT	10,074.29	10,074.29	10,094.22	
SOLD 469.19 SHS ON 02/23/2024 AT 381.39	178,944.54	162,420.82	178,273.43	16,523.72

TRUST EB FORMAT

Statement Period
Account Number

07/01/2023 through 06/30/2024
115150004910
BENEFIT TRUST COMPANY
AS TRUSTEE FOR
VENTURA COUNTY COMMUNITY
COLLEGE DISTRICT
PUBLIC ENTITY INVESTMENT TRUST

Schedule Of Reportable Transactions

PLAN NUMBER:

EIN NUMBER: 95-2224338

DESCRIPTION	PURCH/SELL PRICE EXPENSE INCURRED	COST OF ASSET	VALUE OF ASSET ON TXN DATE	NET GAIN OR LOSS
SOLD 82.48 SHS ON 06/05/2024 AT 402.84	33,226.13	28,552.33	33,220.47	4,673.80
TOTAL	3,431,278.84	3,409,984.84	3,456,359.34	21,294.00
SSGA INSTL INVT TR GBL ALCP EQ K				
PURCHASED 23,133.366 SHS ON 06/05/2024 AT 108.56	2,511,358.22	2,511,358.22	2,517,372.89	
TOTAL	2,511,358.22	2,511,358.22	2,517,372.89	
TOTAL MUTUAL FUND - DOMESTIC EQUITY	7,754,834.99	7,408,289.37	7,810,172.08	346,545.62
MUTUAL FUND - INTERNATIONAL EQUITY				
GOLDMAN SACHS TR II GQG PARTNRS R6				
SOLD 230.506 SHS ON 11/07/2023 AT 18.27	4,211.35	3,503.80	4,206.73	707.55
PURCHASED 6,497.735 SHS ON 12/06/2023 AT 19.21	124,821.48	124,821.48	125,601.22	
PURCHASED 1,397.409 SHS ON 12/20/2023 AT 19.29 FOR REINVESTMENT	26,956.02	26,956.02	27,431.14	
SOLD 140.839 SHS ON 01/09/2024 AT 19.88	2,799.87	2,217.09	2,815.37	582.78
SOLD 4,713.998 SHS ON 02/23/2024 AT 21.76	102,576.59	74,207.68	103,283.70	28,368.91
SOLD 184.327 SHS ON 03/07/2024 AT 22.85	4,211.87	2,901.67	4,128.92	1,310.20
SOLD 53,625.683 SHS ON 06/05/2024 AT 23.31	1,250,014.67	844,174.60	1,259,667.29	405,840.07
SOLD .5 SHS ON 06/07/2024 AT 23.30	11.65	7.87	11.65	3.78

TRUST EB FORMAT

Statement Period 07/01/2023 through 06/30/2024
Account Number 115150004910
BENEFIT TRUST COMPANY
AS TRUSTEE FOR
VENTURA COUNTY COMMUNITY
COLLEGE DISTRICT
PUBLIC ENTITY INVESTMENT TRUST

Schedule Of Reportable Transactions

PLAN NUMBER:

EIN NUMBER: 95-2224338

DESCRIPTION	PURCH/SELL PRICE EXPENSE INCURRED	COST OF ASSET	VALUE OF ASSET ON TXN DATE	NET GAIN OR LOSS
TOTAL	1,515,603.50	1,078,790.21	1,527,146.02	436,813.29
TOTAL MUTUAL FUND - INTERNATIONAL EQUITY	1,515,603.50	1,078,790.21	1,527,146.02	436,813.29
TOTAL SECURITY TRANSACTIONS EXCEEDING 5%		25,790,537.92		

TRUST EB FORMAT

Statement Period
Account Number

07/01/2023 through 06/30/2024
115150004910
BENEFIT TRUST COMPANY
AS TRUSTEE FOR
VENTURA COUNTY COMMUNITY
COLLEGE DISTRICT
PUBLIC ENTITY INVESTMENT TRUST

Schedule Of Reportable Transactions

PLAN NUMBER:

EIN NUMBER: 95-2224338

DESCRIPTION	PURCH/SELL PRICE EXPENSE INCURRED	COST OF ASSET	VALUE OF ASSET ON TXN DATE	NET GAIN OR LOSS
BEGINNING MARKET VALUE:		25,330,330.91		
SINGLE TRANSACTIONS EXCEEDING 5%:				
12/07/2023 PURCHASED 9,114.243 SHS SSGA S&P INDEX FUND CL K ON 12/06/2023 AT 345.98		3,153,345.67		
12/07/2023 SOLD 35,135.597 SHS ALGER FUNDS FOCUS EQUITY FUND CL Y ON 12/06/2023 AT 51.55		1,486,133.17		
06/06/2024 PURCHASED 23,133.366 SHS SSGA INSTL INVT TR GBL ALCP EQ K ON 06/05/2024 AT 108.56		2,511,358.22		
06/06/2024 PURCHASED 184,461.941 SHS NORTHERN FUNDS BOND INDEX ON 06/05/2024 AT 9.11		1,680,448.28		
06/06/2024 SOLD 222,171.361 SHS BLACKROCK TOTAL RETURN - K ON 06/05/2024 AT 9.84		2,544,924.50		
06/06/2024 SOLD 184,211.395 SHS PRUDENTIAL FUNDS TOTAL RETURN BOND CL R6 ON 06/05/2024 AT 11.89		2,562,641.32		
06/06/2024 SOLD 135,953.729 SHS GUGGENHEIM INVESTMENTS INVESTMENT GRADE BOND FUND ON 06/05/2024 AT 16.09		2,475,679.59		
07/12/2024 PURCHASED 256,325.425 SHS TARGET PORTFOLIO TRUST TR PIGM CORE BD R6 ON 06/05/2024 AT 8.64		2,214,651.67		
07/12/2024 PURCHASED 201,698.696 SHS WELLS FARGO TR CORE BOND R6 ON 06/05/2024 AT 10.98		2,214,651.68		
TOTAL SINGLE TRANSACTIONS EXCEEDING 5%		20,843,834.10		

TRUST EB FORMAT

Statement Period
Account Number

07/01/2023 through 06/30/2024
115150004910
BENEFIT TRUST COMPANY
AS TRUSTEE FOR
VENTURA COUNTY COMMUNITY
COLLEGE DISTRICT
PUBLIC ENTITY INVESTMENT TRUST

Balance Sheet


	AS OF 07/01/2023		AS OF 06/30/2024	
	AVG COST VALUE	MARKET VALUE	AVG COST VALUE	MARKET VALUE
A S S E T S				
CASH	50,893.78	50,893.78	4,465,061.44	4,465,061.44
DUE FROM BROKERS	0.00	0.00	0.00	0.00
TOTAL CASH & RECEIVABLES	50,893.78	50,893.78	4,465,061.44	4,465,061.44
MUTUAL FUNDS				
MUTUAL FUND - FIXED INCOME	11,462,740.25	9,609,035.67	11,593,531.21	11,053,258.18
MUTUAL FUND - DOMESTIC EQUITY	9,152,914.86	10,388,781.93	11,043,056.79	13,001,768.04
MUTUAL FUND - INTERNATIONAL EQUI	2,594,155.47	3,126,452.00	2,157,139.61	2,759,900.69
MUTUAL FUND - REAL ESTATE	2,413,047.88	2,206,061.31	1,856,067.99	1,745,715.52
TOTAL MUTUAL FUNDS	25,622,858.46	25,330,330.91	26,649,795.60	28,560,642.43
TOTAL HOLDINGS	25,622,858.46	25,330,330.91	26,649,795.60	28,560,642.43
TOTAL ASSETS	25,673,752.24	25,381,224.69	31,114,857.04	33,025,703.87
L I A B I L I T I E S				
DUE TO BROKERS	50,893.78	50,893.78	4,465,061.44	4,465,061.44
TOTAL LIABILITIES	50,893.78	50,893.78	4,465,061.44	4,465,061.44
TOTAL NET ASSET VALUE	25,622,858.46	25,330,330.91	26,649,795.60	28,560,642.43




TRUST EB FORMAT

Statement Period
Account Number

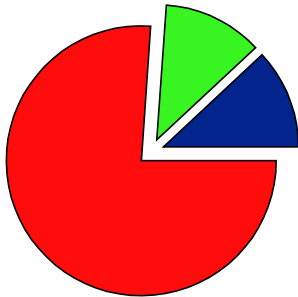
07/01/2023 through 06/30/2024
115150004910
BENEFIT TRUST COMPANY
AS TRUSTEE FOR
VENTURA COUNTY COMMUNITY
COLLEGE DISTRICT
PUBLIC ENTITY INVESTMENT TRUST




Beginning Market Allocation



0.2%		CASH & RECEIVABLES	50,893.78
0.2-%		LIABILITIES	50,893.78-
100.0%		MUTUAL FUNDS	25,330,330.91
100.0%		Total	25,330,330.91

Ending Market Allocation



15.6%		CASH & RECEIVABLES	4,465,061.44
15.6-%		LIABILITIES	4,465,061.44-
100.0%		MUTUAL FUNDS	28,560,642.43
100.0%		Total	28,560,642.43

TRUST EB FORMAT

Statement Period
Account Number

07/01/2023 through 06/30/2024
115150004910
BENEFIT TRUST COMPANY
AS TRUSTEE FOR
VENTURA COUNTY COMMUNITY
COLLEGE DISTRICT
PUBLIC ENTITY INVESTMENT TRUST

Schedule Of Prior Period Trades Settled

DATE	DESCRIPTION	DUE FROM BROKERS	DUE TO BROKERS
07/03/2023	PURCHASED 201.562 SHS GUGGENHEIM INVESTMENTS FDS TR MACRO OPPTY R6 ON 06/30/2023 AT 23.83 FOR REINVESTMENT		4,803.23
07/03/2023	PURCHASED 448.431 SHS GUGGENHEIM INVESTMENTS INVESTMENT GRADE BOND FUND ON 06/30/2023 AT 16.19 FOR REINVESTMENT		7,260.09
07/03/2023	PURCHASED 685.727 SHS BLACKROCK TOTAL RETURN - K ON 06/30/2023 AT 9.97 FOR REINVESTMENT		6,836.70
07/03/2023	PURCHASED 729.573 SHS WESTERN ASSET CORE PLUS BOND IS ON 06/30/2023 AT 9.46 FOR REINVESTMENT		6,901.76
07/03/2023	PURCHASED 667.534 SHS PRUDENTIAL GBL TOTL RTRN FD INC PGIM TTL R6 ON 06/30/2023 AT 5.09 FOR REINVESTMENT		3,397.75
07/03/2023	PURCHASED 630.999 SHS PRUDENTIAL FUNDS TOTAL RETURN BOND CL R6 ON 06/30/2023 AT 11.84 FOR REINVESTMENT		7,471.03
07/05/2023	PURCHASED 900.204 SHS COHEN AND STEERS REAL ESTATE SECURITIES - Z ON 06/30/2023 AT 15.80 FOR REINVESTMENT		14,223.22
	TOTAL PRIOR PERIOD TRADES SETTLED		50,893.78
	NET RECEIVABLE/PAYABLE		50,893.78 -

TRUST EB FORMAT

Statement Period
Account Number

07/01/2023 through 06/30/2024
115150004910
BENEFIT TRUST COMPANY
AS TRUSTEE FOR
VENTURA COUNTY COMMUNITY
COLLEGE DISTRICT
PUBLIC ENTITY INVESTMENT TRUST

Schedule Of Pending Trades End Of Period

DATE	DESCRIPTION	DUE FROM BROKERS	DUE TO BROKERS
07/01/2024	PURCHASED 508.357 SHS COMMUNITY CAPITAL MANAGEMENT IMPACT BOND FUND INST ON 06/28/2024 AT 9.30 FOR REINVESTMENT		4,727.72
07/01/2024	PURCHASED 854.621 SHS WESTERN ASSET CORE PLUS BOND IS ON 06/28/2024 AT 9.18 FOR REINVESTMENT		7,845.42
07/02/2024	PURCHASED 591.042 SHS COHEN AND STEERS REAL ESTATE SECURITIES - Z ON 06/28/2024 AT 16.51 FOR REINVESTMENT		9,758.10
07/12/2024	PURCHASED 256,325.425 SHS TARGET PORTFOLIO TRUST TR PIGM CORE BD R6 ON 06/05/2024 AT 8.64		2,214,651.67
07/12/2024	PURCHASED 201,698.696 SHS WELLS FARGO TR CORE BOND R6 ON 06/05/2024 AT 10.98		2,214,651.68
07/12/2024	PURCHASED 769.754 SHS TARGET PORTFOLIO TRUST TR PIGM CORE BD R6 ON 06/28/2024 AT 8.59 FOR REINVESTMENT		6,612.19
07/12/2024	PURCHASED 624.053 SHS WELLS FARGO TR CORE BOND R6 ON 06/28/2024 AT 10.92 FOR REINVESTMENT		6,814.66
	TOTAL PENDING TRADES END OF PERIOD		4,465,061.44
	NET RECEIVABLE/PAYABLE		4,465,061.44-